



# Patrick MacManaway

## President's Address

---

**I**t is a great pleasure to welcome you to this September edition of *Dowsing Today*, and very many thanks go to Pauline Roberts for her energy and enthusiasm in compiling and editing these pages.

As this arrives, we will shortly be gathering for our Festival of Dowsing, this year in Malvern at the Abbey Hotel. We anticipate a very stimulating event with an excellent line-up of speakers and workshops, and look forward to seeing many of you there, and bringing the Society's energy to Malvern where our office is now well established as part of the local landscape.

Now that the office and the renewed structure of the Society is running smoothly and efficiently, we are ready to welcome and receive an expanded membership, and are excited by the new formation of four affiliating local groups – details later in these pages. We are also receiving many contacts through the web site and taking increasing advantage of both local and national advertising opportunities to bring awareness of the activities and opportunities within the Society to a wider audience. As a special welcome, we are currently offering six months of free membership to new members who join using direct debit – an ideal opportunity to enjoy the events, courses, magazine and member discounts on books and dowsing supplies and one that we hope current members will share with colleagues and friends who may not yet have joined.


I would like to congratulate those Society members who were in Zambia recently on the Village Water project

and celebrate their successes in bringing much needed water relief to remote communities in desperate need of water-related aid, and trust that we can increasingly support this tremendously well directed and inspiring endeavour.

Further to meeting and discussion with our Euro-MP, Malcolm Harbour, we are in communication with other European Dowsing Organisations with a view to collaboratively securing the free and legal practice of dowsing under self-regulated professional guidelines under the European Common Services Directive. The current structure of the BSD already meets the substantive requirements of a self-regulating body, and we wish to secure for our members protection under European law to practice their art in all member countries. Central to the re-emergence and integration of dowsing into mainstream culture, is the imperative need for dowsers to be transparently ethical in their practice, especially in ensuring that boundaries of a personal or sensitive nature are respected, and that dowsing is conducted in an environment of invitation and permission, appropriately addressing issues of real need and benefit.

Finally I would like to encourage professional dowsing members and dowsing tutors not already registered with us to consider joining the Professional Register and the Tutors Register and supporting us in meeting the increasing demands from the public for dowsing services.

Wishing you all a very good quarter and an enjoyable read of *Dowsing Today*.



# From the Editor

## Pauline Roberts


---

**T**he programme for the Festival of Dowsing looks fantastic but I shall be as far away from it as is probably possible this year – *only* because the New Zealand Society of Dowsing and Radionics is having their 50th Anniversary Meeting in Auckland at the same time. The Dowsers Society of NSW (Australia) celebrated their 20th Anniversary last October and by way of return for their show of support, their trans-Tasman dowsing colleagues are migrating further south for the occasion. So it's all go for dowsing that weekend whichever end of the planet you choose to live.

This edition of *Dowsing Today* should really be renamed the *Dowsing Tardis* as there is much more on the inside than the current laws of physics allow. I say *current* laws, secure in the knowledge that the Dowsing Research Group is working on their revision as I type; the Water SIG stands ready to put the fire out that such new theories will cause; the Archaeology SIG will be able to tell us where the old laws were buried and the Health & Healing SIG will swiftly rebalance everything to peace and harmony once more! The Earth Energy Group remain as an extra special read alongside DT as they need lightyears more spacetime than they're ever going to get out of this Doctor's edition of the *Dowsing Tardis*!

Within these packed pages, so masterfully laid out by our long-standing, and most patient, magic-wand-wielding journal coordinator, Alison Clothier, you will find Two Tree Dowsers, an exposé of the Skeptics Toolkit, a Water Diviner's recollections, how to get 'Dowse and Dirty' in the garden, search for Holy Wells and the ins and outs of a working spring of yesteryear. We then offer you, dear dowsers, the opportunity to resonate with the Earth and Cosmos, experiment with Pendulum Rates and Rotations, dowse Intuitively and Nutritively, chuckle at the Book Reviews and share heart-felt tributes to a remarkable Lady Dowser, recently passed over. Thence follow the SIG, Council, Office and Local Group updates so no one can say they don't know what's going on within our vibrant Society!

My apologies to those contributors squeezed out this time, but my sincere thanks to every one, including the SIG authors, for taking the time to contribute such interesting material. Please keep up the good work everyone, it's wonderful to read dowsing's myriad applications, so please don't be shy in sharing your particular findings or techniques with this inclusive and supportive audience. Wishing you much fun and happiness with your dowsing, whatever form it takes, wherever you are.



# Antoinette Healy & Veronica Hansen

## Tales from Tall Trees

These two emails about trees whooshed into my inbox from either ends of the world, around the same time and, having done a bit of tree-dowsing myself since, I felt compelled to share them – Ed.

**A**ntoinette Healy writes: My first intimate introduction to trees and the fact that they communicate, was in the back garden of my new home. When I first moved in, some 4 years ago, I went to say hello to the garden, as one does, and I was drawn to one of the pine trees at the rear. There are two of them actually, ex-Christmas trees that had been planted by the previous owner about 50-odd years ago. Now, not normally being a “tree-hugger”, I was quite surprised that I felt an

urge to put my arms around this particular tree – so, looking around first, (fortunately, the garden is secluded) I proceeded to do just that, and enjoyed the wonderful warm energy that flooded into me. I can remember asking – seemed like the thing to do at the time – if she could show me her beginnings, and I was promptly shown a series of snapshots in rapid succession. I saw white, snowy wastelands, then some dinosaur-type creatures, dappled sunshine with more odd creatures,

wintery scenes, and then warmth, flowers, deer, and so on up to the Christmas decorations and present time. As you can imagine, I was quite stunned and bemused – what did it mean? I then seriously doubted myself and the whole episode, and after having peeled myself off the tree, (pines have a very sticky and unwashable sap!) I promptly decided to ‘forget’ the whole thing! Until recently, that is...

Earlier this year, during some work that I have been doing to ‘clear’ a stately home in the UK with another dowser, I found that the trees and I, were at it again. This house had some very nasty energies, and tied into the house etherically, were four beautiful ancient trees: three yews and one oak, all of whose energies had been misused by a very clever, but evil, wizard resident in the 15th Century. Once we had freed the trees from this black magic, I went to see them personally, to say “thank you” and to take them some gifts of orgonite, a positive energy generating mix of inorganic and organic crystalline material powered by a crystal. Trees and plants seem to love it.

The owner of the house took me by car (it is a big estate and the trees were quite some way from the house) and, as we approached the Yews, he commented that he would like to know the age of the yew as he thought it was male and probably one of the oldest in England. So I put my hand on the trunk of this beautiful tree, and immediately knew that it was actually female, and after having thanked her and given my gift, I asked permission to dowse her age, (one would never dowse a lady’s age without her permission!) and so slowly, with my pendulum, we counted 6,997 years.

A little further down the slope, about 50 yds or so, there was another beautiful yew. This one appeared to me to be older, having a much larger trunk, and seeming taller, but, as I got closer I was ‘informed’, that ‘he’ was just a “*mere sapling*” (definitely not my choice of words to describe an ancient tree!) and together, using the pendulum, his age worked out to be only 6,473 yrs! So as you can see, trees not only know a thing or two, but they have a good sense of humour as well. The third yew was a much younger 4,233 yrs, whilst the oak, a comparative ‘baby’ at 877 yrs.

From my ‘research’ since, I have found trees to be extremely receptive and eager to share. Have you ever dowsed their auras? Have you ever dowsed them again after you’ve just acknowledged their presence? Try it, you might be surprised. As has been shown to me, trees will always willingly share their beautiful energy with you, and of course their knowledge, if you should wish to know. It would seem they don’t just hang around being trees but store information including that of their genetic forebears. This, I think, is why I saw ‘dinosaurs and frozen wastes’, I was accessing the pine’s ancestral memory, the collective species memory bank, if you will.

Finally, the only thing that I would ask on their behalf, is, if you are going to prune a tree or plants of any kind, please could you remember to ask them to withdraw their sap, then they won’t feel any pain.

**V**eronica Hansen, a water-diviner of repute in Far North Queensland, writes: ...It is so dry here. If we don’t get rain soon everything will be dead, not just sorry for itself. Anyway, I dowsed the big gum trees: one over by the dam and one down the front of my block. I measured their height and age by dowsing: 143 years old, which takes them back to 1862. So I asked the oldest one, had they seen drought in their 143 years in this area?

“Yes,” it replied. “*How many times?*” I asked. “7,” the tree said.

I then asked, “*Which years?*” and started at 1862 and counted up. The responses I received were:

1869-1874; 1895-1897; 1909-1912; 1921-1923; 1933-1936; 1945-1948; 2000-2005.

So I said, “*Have you seen many great floods in the area?*”

“Yes,” the tree replied, “3.” And again counting slowly, the rods indicated 1867, 1924 and 1969.

Well that was very interesting I thought, and then, since I work so much with water asked:

“*Can you tell me when it will flood again?*”

“Yes,” the tree replied, “2006.” And by the same method, the next drought would be between 2015 – 2017. Whilst the future is not here yet, I went looking through the history of floods and droughts in Queensland [Australia] and I’ll be buggered, they do coincide with some recorded floods and droughts, although most of the very old records are from down Brisbane way. [About 1000km south – Ed] Interesting hey?

The old fairy stories said trees have eyes and ears but they’ve clearly also have good memories too...Do let us know what you discover by dowsing with them – Ed.



**One of the younger yews on the estate.**



**Jack of Kent’s Oak. Is it? You dowse!**



# Ian Pegler

## Skeps, Lies and Videotape

### INTRODUCTION

**S**kepticism has a long history, however times have changed. Not only do we live in an increasingly secular, materialistic and cynical world, we are also living in an age of institutionalised militant skepticism. As many dowsers will know, there are now lavishly funded organisations in America whose aim is to “educate” the public into believing the “truth” about the paranormal, or at least their version of the truth.

The principal body responsible for this change is called the *Committee for Scientific Investigation of Claims Of the Paranormal*, or CSICOP for short. CSICOP are the publishers of a journal called “The Skeptical Inquirer” [sic]. This spelling has become associated with the stronger form of scepticism exhibited by members of CSICOP, i.e. positive disbelief rather than just doubt, which is what the original word scepticism (with a ‘c’) implies. One former member of CSICOP was an American stage magician called James Randi, who left the organisation to form JREF – the James Randi Educational Foundation. Both of these bodies have essentially the same aim, which is to try and debunk anything to do with the paranormal or what they would call “pseudo-science” which for them also includes anything to do with Complementary and Alternative Medicine.

Randi claims that although he has no scientific qualifications he is, nevertheless, more qualified to investigate paranormal claims than any mere mortal with a PhD. His reasoning is that scientists can be fooled by various forms of trickery, where as Randi – an experienced stage-magician – can spot and counter-act sleight-of-hand and other forms of cheating, and is therefore immune, allegedly.

CSICOP and JREF have a lot in common but, for the purposes of this paper, we will look at one particular theme which is the aim of the skeptics – to influence the media, especially broadcast media, to achieve their goals, and the way in which the field of “paranormal investigation” is portrayed by the media.

### CARROT AND STICK

Virtually since its inception, CSICOP has lodged complaints against TV programmes which they claimed were biased in favour of the paranormal. In 1977 they filed a complaint with the FCC against the NBC concerning a documentary called “Exploring the Unknown”. By way of contrast, TV programmes which they regard as balanced receive praise. For example in 1978, ABC-TV were congratulated for an investigation called “The Supernatural: Fact, Fiction, or Fantasy?” – which featured members of CSICOP<sup>1</sup>.

### BUYING INTO THE MEDIA COMPANIES

One way CSICOP are trying to influence the media is by buying shares in the major TV companies in the USA. CSICOP have set up a fund – called the Media Stock Fund – to enable them to do this. A member of CSICOP’s “Council for Media Integrity”, Paul Kurtz said “*We are deliberately targeting each of the major television networks and well-known media conglomerates – Westinghouse (CBS), General Electric (NBC), NewsCorp (Fox), Time*

*Warner (WB, Turner Broadcasting), and Disney (ABC) ... The [media stock] fund will allow us to make shareholder meetings into accountability sessions for the media giants when they package superstition and pseudo-science as fact.”*<sup>2</sup>. So in essence, CSICOP is now using its financial muscle to influence broadcasting and programme-making in the United States, which in turn influences TV programming in the UK.

CSICOP’s “Council for Media Integrity” don’t just concern themselves with programmes that present the paranormal as non-fiction. They also rail against entirely fictional series as well including Chris Carter’s “The X-files”. Paul Kurtz slammed the series saying “*The X-Files taps into the fascination market, feeding on viewer gullibility. Science is portrayed as weak and critical thinking is pushed aside*”.<sup>3</sup>

CSICOP encourage their members and the general public to contribute to the Media Stock Fund. They have placed lists of media contacts on their website<sup>4</sup> to encourage the American public to lobby the media directly in order to pressurise them into reporting the paranormal in a “balanced” way. However, since most CSICOP members are pathologically opposed to the paranormal, their interpretation of the word “balanced” is moot.

In addition, more skeptical programmes are being produced in the UK. These include “Psychic Secrets Revealed” which was produced by the self-styled “Objective Productions”<sup>5</sup>. This rather small company also produces a number of shows relating to stage-magic. One of their other productions featured another skeptic, the stage-magician Derren Brown, in which he was seen playing Russian Roulette with a gun loaded with what was claimed to be a real bullet. The stunt was later revealed to be a hoax by the Jersey police<sup>6</sup>.

### SEEING THROUGH A GLASS DARKLY

Addressing the subject of the paranormal is rather like looking into a mirror. Everyone seems to bring their own experiences, their own prejudices, their own world-views to bear, only to find these same conceits reflected back at them. The astronomer Professor emeritus Vincent Reddish “sees” inteferometry in dowsing and it’s probably no coincidence that inteferometry was one of his fields of expertise whilst working at Jodrell Bank<sup>7</sup>. Similarly, psychologists apply their own techniques and “see” psychological effects (such as “self-deception”) at work. Stage magicians, as specialists in trickery, peer into the mirror of the paranormal and “see” trickery staring back at them, and so on.

All these groups of people have one thing in common – they are blissfully unaware of how their initial mindset biases the way in which they go about their investigations. The skeptics believe that any claims must be provable under their own terms and “controlled” conditions. However, since they never bother to think up theories as to how the phenomenon might really work (why would they when they don’t believe in them to begin with?) they never take account of all the parameters that might be required to allow the phenomenon to work. Instead their tests are set up primarily with the aim of preventing cheating.

## Skeps, Lies and Videotape

When looking at the credentials of prominent skeptics, we find that some are stage magicians with no scientific qualifications whatsoever (e.g. James Randi). Others have qualifications in conventional psychology. Some skeptical psychologists, including Richard Wiseman are also stage magicians<sup>8</sup>. Both groups believe that the study of the paranormal is within their sphere of expertise. This, to put it bluntly, is an assumption based on the notion that anything they define as paranormal must be bogus. If there was some truth to the paranormal then, by definition, it might literally be beyond their professional competence to study it.

At any rate we shouldn't be surprised that a TV company that specialises in stage-magic programmes also produces shows that try to debunk the paranormal. Magicians and debunkers are very often hand-in-glove, but not all magicians are skeptics. Nevertheless Derren Brown's website<sup>9</sup> has links to Richard Wiseman's site and the CSICOP website, which speaks volumes about Brown's world-view.

### REELING OFF THE SPIEL

In order to make it sound like they are taking their subject seriously, the TV skeptics use a phrase like "*if there is something to the paranormal then we really need to know about it ...*". This is usually followed by "*... because if this is the case then a large part of science is wrong*". This, once again, is an assumption, because no skeptic would spend time researching how the "laws of physics" would need to be changed in the event that anything paranormal was proven to exist.

The statement also has the benefit (from the skeptic's viewpoint) of immediately putting doubt in the mind of the viewer, without making the scientist lose his air of impartiality. It also gives the impression that the skeptic actually knows what all the laws of the universe actually are, without having to prove it. Maintaining the illusion of impartiality and coolness is very important because we expect scientists to behave in this way, and any excessive display of emotion would harm the relationship of trust that the TV skeptic is trying to build with the viewing public. As professional psychologists, the TV skeptics know this.

Once you are familiar with the skeptical material you begin to recognise certain clichés. One of these is "*extraordinary claims require extraordinary evidence*". You will hear this time and again. The problem is that the term "extraordinary" is emotive, has no scientific definition and is a wholly subjective term. The word is literally meaningless to science, where such subjective terms have no place. The argument used by the skeptics is that in order for any paranormal phenomenon to be accepted by science, the evidence needs to be far more rigorous than that required for "normal" science. However this is a flawed argument since what may seem to be paranormal may in fact be a natural phenomenon that has not been recognised as such. We have no way of knowing *a priori* which is which.

Skeptics are fond of changing the meanings of words in order to win an argument. For example we are supposed to believe that scientists are incapable of being dogmatic because, as James Randi says: "*Dogmatism is a religious concept, and is not applied in science*"<sup>10</sup>. The skeptics have even invented a completely new word to cover themselves just in case a paranormal phenomenon turns out to be real.

The term "perinormal" was coined by the biologist Richard Dawkins<sup>11</sup> and refers to any phenomenon that is currently thought of as being paranormal but which in fact has a scientific explanation, and which will eventually become accepted by science. Hence any "perinormal" phenomenon is not in fact paranormal and never was to begin with. For example, dowsing is currently classified as paranormal by the skeptics, however scientific explanations for dowsing have been put forward, for example by Professor Vincent Reddish<sup>12</sup>, which conceivably might some day be accepted by the scientific mainstream. In this event the scientists would not want it to look like they've accepted the reality of the paranormal so they would apply the word "perinormal" retrospectively to dowsing and say that it was never paranormal in the first place.

Skeptics rarely go toe-to-toe with more open minded scientists in a live TV debate. Instead they prefer a more cosy environment away from any scientific opposition where they can maximise creative control. Since they are on good terms with the TV men, many of whom are skeptics themselves, there is no problem. They can then sit in a studio with no-one there to challenge their

...extraordinary claims require extraordinary evidence...

statements, reel off the spiel about "no evidence for xyz", "cherry-picking significance", "attaching emotional value", "beliefs", "the ideomotor effect" etc. which they've learnt by rote, and do the whole thing again if they're not happy. The interviewer is in any case not a professional parapsychologist and is never in a position to gainsay the resident TV skeptic. Why would he do that if CSICOP own major shares in his TV company? Or the broadcaster's? Or the cable-company? Or if the two of them are in the Magic Circle?

### A TOOL-KIT FOR UNDERSTANDING "CREATIVE" EDITING


Watching some of the more recent TV shows purporting to investigate the paranormal, I have become aware that the production quality in terms of the editing is sometimes quite poor. In fact at times the editing might be termed tendentious. It's not just a matter of what we are shown and how that material is presented – it's also a matter of what we are not shown. The man in the editing-suite may come to the rescue of the TV skeptic, but if he is just a bit careless it becomes possible, with some care and with the aid of a video-recorder, to spot when the editor is trying to meddle with your mindset. It's a question of knowing what to look out for. Think of the following as a kind of tool-kit which may be useful for analysing programmes of this *genre*:

- **Any mood music they like.** Many kinds of musical styles could be used as an introduction, but why is

## Skeps, Lies and Videotape

“spooky” music invariably used for this type of TV programme? What does this say for the attitude of the film-makers? What are they trying to make you think? Contrast the music used for skeptical productions with those aiming to present exactly the same subject-matter in a more positive light.

- **Watch out for commentaries or music tracks.** Any kind of commentary or music can be used to smother something else on the “live” sound-track, or take a piece of footage out of context. Audience applause or general heckling can also be used to smother dialogue.
- **Watch out for short clips.** It is very easy to use short sections of film out of context in order to distort meaning.
- **Can you see the lips move?** If you’re looking at someone talking, but the picture switches briefly to something else (known as a “cut-away”) as they continue to talk and then switches back to the person talking, you should suspect that what he/she is saying has been edited part way through. Remember that for the editor, the sound-track can be manipulated entirely separately from the visual-image. If you can’t see the lips move the whole time, you have no guarantee that part of the speech hasn’t been cut. It is common practice for the cameraman to record extra shots of a person reacting, or nodding their head, just in case the editor needs to use more cut-aways. These reaction-shots are sometimes called “noddies” and can be recorded after everyone else has gone home. The editor can then cut-and-paste these in as required.



**Figure 1 – Disguising the edit.** This example shows how the editor can cut a piece of dialogue whilst maintaining the illusion of continuity. An alternative method would be to cross-fade the audio-snippets on track 1.

- **Listen to the hum.** Even in this day and age, microphones and other equipment like cameras generate some noise, like a low-level hum or hiss, or a high-pitched whine. If the picture changes while a person is talking (e.g. to a brief shot of the TV skeptic, or to a close-up of hand-gesturing) listen carefully to the background noise. If the audio track is cut, there may be a change in the background hum. This may be a slight click or pop or a dip in the level of the hum, or the tone of the hum may change, or some other discontinuity. Use your ears as well as your eyes. Turning up the volume on your TV makes it easier.
- **Listen for extraneous noise.** To overcome

discontinuities caused by cutting the audio-track, the editor could cut-and-paste a short burst of extraneous noise, such as the sound of someone in the audience coughing, which could be used to smother the defect. Remember that the editor has multiple audio tracks to play with. Any spare audio-track can be used to paste in a bit of extra noise without affecting the speech stored on a separate track. The audio tracks will be mixed together when the edit-master is produced. To lessen the impact of an obvious audio cut, the editor could instead use an audio *dissolve*, or *cross-fade* so that the two sections of audio overlap slightly.

- **Listen for overlapping dialogue.** It’s a very easy thing to do for an editor to cut off a member of a studio audience in mid speech. He can just use a spare audio track for the skeptic’s reply, which will be at a louder volume, overlapped on top of the audience-member’s speech, which can be quickly faded out. You don’t notice this because the visual image has already cut away to the skeptic. When watching TV, the psychological impact of the visual image is much greater than that of the sound track. This means that changes in the visual image can be used to distract your attention from audio cuts.
- **Listen for sound effects.** Voices can be altered by the addition of echo or reverb for added “spookiness”. Once again, *what are they trying to make you think?*
- **Any colour they like.** As well as using music or reverb to change the mood, there are any number of visual tricks that the editor can use to make the picture say something different. Some of these can be quite obvious, like applying a colour filter to the whole image to give it a tint. Sometimes the effect can be more subtle like changing the light level to make the image more “spooky”, or a combination of effects. Remember that these days all TV and film editing is done on a computer. The range of effects that is now available to the TV editor is massive. The increased speed at which editing can be done means that the editor can play around a lot more than he used to, and because most of it happens “off-line”, he can undo any changes and experiment indefinitely.

Most of the time the editor is just doing his job - the craft of the editor is to create the illusion of continuity. For example it is quite normal for the audio cut to come a few frames before, or a few frames after the image-cut. Psychologically it creates a smoother effect. It is the editor’s job to assemble the raw footage in such a way that the finished product looks and sounds good. Quality editing does not draw attention to itself. However, even very standard editing techniques can be used in an unbalanced way. It doesn’t even require someone with an agenda. Who knows what may be gathering dust on the cutting-room floor because some over-worked video-editor was working late on a Friday night? Or because it was slightly out-of-focus? Or back-lit? Or ... etc. ?

### UNWEAVING THE RATIO

Anyone who’s ever been part of a TV show audience knows that it always takes a lot longer for the film-makers

## *Skeps, Lies and Videotape*

to shoot the production than the allotted TV time-slot will allow for. More footage is shot than gets used, but how much? The term *shooting ratio* refers to the ratio of the length of raw footage to the length of the finished product. A typical shooting ratio, depending on the nature of the production, might be 3 : 1 ("three to one"), i.e. three times as much footage gets shot as gets used. So if the TV show lasts 45 minutes, there's 90 minutes-worth of footage that doesn't get shown. What is on this unused footage? Wouldn't you like to know? Most film-makers would consider 3 : 1 to be a fairly conservative shooting ratio. What if it was 4 : 1? Or 6 : 1? Or even 12 : 1?

None of this would matter for the purposes of ordinary programming, but where there is controversy involved, the broadcaster has a moral duty to portray both sides of the debate in a fair and balanced way. What tends to happen in practice, however, is that the editor will use the footage that makes "good television" with little regard to the content of the debate. Attempts to even things up in terms of air-time provide no guarantee that the most interesting footage won't get cut.

The next time you see a programme claiming to investigate the paranormal on TV, tape it. After you've watched it through, press rewind, watch it again and apply the tool-kit.

### THE RIGHT TO FREEDOM OF EXPRESSION

Not all of the programmes on this topic involve professional skeptics. There are more open-minded film-makers who try to portray subjects such as dowsing in a positive light. The question is, why shouldn't they be able to do this without interference from powerful organisations and pressure groups? Article 19 of the Universal Declaration of Human Rights<sup>13</sup> reads as follows:

*"Everyone has the right to freedom of opinion and expression; this right includes freedom to hold opinions without interference and to seek, receive and impart information and ideas through any media and regardless of frontiers."*

The right to freedom of expression, however, is not usually interpreted as the automatic right to broadcast on any particular TV station, and with so much pressure being put on the broadcasters by organisations like CSICOP, film-makers in America who want to investigate the paranormal, but don't want to do things CSICOP's way, are going to find it more and more difficult to get their work broadcast. This will have a knock-on effect in terms of the programmes we see, or rather what we *don't* see, in the U.K. Which ever way you see it, the end-result is censorship.

### TOWARDS A MORE BALANCED APPROACH

The idea that you make one of these TV programmes more balanced by giving free reign to a professional skeptic is, in my view, questionable. There are, after all, very well qualified scientists who hold views contrary to

the skeptics, but they seem noticeably absent from our screens. Why do we often see Richard Wiseman, Ray Hyman or James Randi, but seldom see Rupert Sheldrake, Dean Radin, Brian Josephson or Larry Dossey on these programmes?

Who, in the broadcast media, has the right to say that an unqualified stage-magician is a better investigator than a Nobel Laureate physicist?

It's time we saw TV programmes with pairs of scientists who hold contrary views, rather than giving free reign to one side or the other. Best of all, let's have more live, UNEDITED debates, e.g. Dean Radin vs. James Randi.

### CONCLUSION

The professional skeptics feel that they alone are in a position to be able to tell us what is Truth and what is Not Truth – essentially the science equivalent of perfect gnosis. Clearly this is not the case but even if it were, the medium of television only presents us with a very selective, censored version of the truth. Yet they have chosen this *inherently deceptive* medium as the primary vehicle through which we are to be "educated" out of our miserable self-delusion. Therein lies the paradox.

Even intelligent, qualified film-makers are deemed unfit to investigate the paranormal without the presiding genius of a TV skeptic. The broadcasters need to be told what documentaries they should be broadcasting, and reprimanded when they don't tow the line. The viewers need to be told how to think and what to think. Clearly, *the people cannot be trusted!*


The efforts of the skeptics to control the media will continue, and the effects will

become cumulative as time wears on. None of this will really matter of course because no-one believes what they see on television these days, do they?

**...Everyone  
has the right  
to freedom of  
opinion and  
expression...**

### REFERENCES

- <sup>1</sup> <http://www.csicop.org/si/2001-05/timeline.html>
- <sup>2</sup> See "The CMI Stock Fund" on CSICOP's own website: <http://www.csicop.org/cmi/stock.html>
- <sup>3</sup> <http://www.csicop.org/articles/x-files-movie/index.html>
- <sup>4</sup> <http://www.csicop.org/cmi/contacts.html>
- <sup>5</sup> See <http://www.objectiveproductions.net/>
- <sup>6</sup> "Police expose Derren Brown hoax" Steven Morris, The Guardian Wednesday October 8, 2003
- <sup>7</sup> Vincent Reddish "The D-Force" The Jane Street Print Company, 1993.
- <sup>8</sup> <http://www.skepticalinvestigations.org/whoswho/index.htm>
- <sup>9</sup> <http://derrenbrown.co.uk/>
- <sup>10</sup> <http://www.randi.org/jr/092404from.html>
- <sup>11</sup> [http://www.skepticalinvestigations.org/exam/Dace\\_amazing3.htm](http://www.skepticalinvestigations.org/exam/Dace_amazing3.htm)  
This article has also appeared in the May 2005 edition of Fortean Times under the title "Believe it or Not".
- <sup>12</sup> For example "Publications on the physics of dowsing. Interferometry and spin-torsion fields" Vincent Reddish, Dowsing Physics Group (Edinburgh, Scotland)
- <sup>13</sup> <http://www.un.org/Overview/rights.html>



# Interview

## Bob Harrison, Water Diviner, Australia

**B**ob grew up in New Zealand and helped put bores on his step-father's farm and others in the district from the age of 15. Coming to Australia in the 1960s, he started divining professionally whilst working in Queensland. I was lucky enough to go out with him one day now that he's moved down south.



**Pauline Roberts (interviewer) holds Bob's very long L rods whilst he cross checks a vein with his apple gum stick**



**Close up of Bob with his apple gum stick**

PJR: *Bob, tell me about a few of your favourite bores...*  
 Bob: Probably the largest was outside Gunnedah, producing 450,000 g/hr. It's irrigation territory so volumes like this are not unheard of, but it is still one of the better ones. I was very affected by that dowse, very tired indeed afterwards. That's what happens when there's a heap of water. Then there was the farmer in Texas [small Australian town – Ed] who put a bore down beside a creek and got only 1000 g/hr. Since he wanted to run a 40ft irrigation pivot this wasn't sufficient. He called me in and we put down one in the middle of the gravel of the creek instead and he got 160,000 g/hr so he was pretty happy.  
 PJR: *Bob, they're pretty impressive results, two of many hundreds you have put in over the years I gather. Are you able to get such quantity in all areas?*  
 Bob: No, up at Armidale [on the Great Dividing Range - Ed] 150 g/hr is considered good! Around Lismore [Northern NSW – Ed] we found water and then gold by accident. The kids were playing in the tailings from the new bore and when they had their bath that evening, gold pieces were left in the bath tub. There was enough to pay for the bore in the end, so the customer was doubly pleased.  
 PJR: *You mentioned to me some difference between rotary and percussion drilling rigs.*  
 Bob: Yes. You need to use rotary in hard rock of course, but using the old-fashioned percussion rigs – I used to have my own drilling rig – in more boulder/gravelly country avoids sealing up the veins in the softer rocks and the problem with big pieces of rock falling down the hole. I also always tell my clients to get their bore cased, it's more

expensive, but getting a pump stuck when the sides cave in, is worse. I've seen that happy many times over the years.

PJR: *You use, what in the UK would be considered to be, very long L-rods of over 4ft in length. Can you tell me why? Are these your only dowsing tools?*

Bob: I know some people use shorter ones, but my rods also tell me depth by their bounce, and I need the length for the flexibility. For depth I stand with my rod over the 'spot' and each bounce up and down equals one foot. When it reaches water, it goes in a circle for the whole time water is present, and then back to a vertical bounce.

I always insulate the handles of my rods. Otherwise, with uninsulated handles the rods find all sorts: phone lines, metal, trenches, and this is not good if you're looking for water. Also, once the rods have indicated a site, I take a stick from the closest tree (can be any type) and hold it over the 'spot' to see if it will bounce. If it doesn't, then this is not a good spot for water and I move on.

PJR: *Are there any other natural signs you use to help you choose spots?*

Bob: To get me in the general area, I'll look for the healthiest tree, it's sure to have a good supply and also I watch for meat ants nests. They indicate a very good supply of water, seems they need the water and maybe the cooling effect of the water below or something. They will excavate a long way down bringing gravel and minerals to the surface. These give you an indication of what is beneath. But beware, they don't like to be disturbed!

PJR: *Most diviners have had the unfortunate experience of a dry hole. Even the good ones can be nerve wracking in my experience. How did you cope with this having sited two bores a day for so many years?*

Bob: Well, I only had two dry bores for which I refunded them their money. But I used to get upset and worried after each one before it was drilled. I don't do that any more. I just do my best and walk away. Otherwise it would get to you too much and you'd never do another one.




**Above ground part of a meat ants nest (*Iridomyrmex* sp) with 500ml water bottle for scale. These inch-long ants are territorial and aggressive if they feel threatened – they bite. A single nest can contain over 60,000 so dowse near them at your peril!**



# Maggie Lowe

## Dirty Dowsing – in the Garden

After attending the Dowsers Society of NSW's Learn to Dowse seminar, I had my first "Eureka!" dowsing moment. My challenging, rocky, Blue Mountains garden consumed me with frustration when plants didn't get started, much less thrive. Digging a planting hole for a small plant produced pebbles, stones and occasionally a rock requiring mattock and crowbar. For a skinny sixty-odd year old with a dodgy n having watered-in, water would gush out es away indicating that I had planted above a shelf. No wonder they died, the water just ran away from their roots.



*Banksia sp., a native Australian bush flower*

About to plant a native mint bush, the penny dropped – "use the pendulum".

Question: "Is my chosen spot suitable for this plant?"

Answer: "No." So I asked the pendulum to swing in on of a suitable place. A very positive swing y my belly button as reference for left and right. "Any paces?" A: "5" there was a suitable spot.

"Are there many rocks?" A: "No." I planted. It thrived!

Questions, since refined:

Q: "Will there be any rocks, can I easily remove them?" Now I ask only to be shown places with few, easily removed rocks.

Q: "Is this hole the correct depth, too deep, too shallow?"

Q: "Show me the ideal orientation for this plant."

I rotate the plant around in the hole until the pendulum gives the most positive swing, then plant in that orientation. The more specific the questions, the better the answers.

Once, when asking for the position to plant, the answer was 53 paces, way down in the untouched bush area planned for rejuvenation later. Another "Eureka!" moment. I now ask when purchasing, whether the plant is suitable for the intended spot. If not, I don't even buy it. Now I am working *with* the forces of Nature.

Rejuvenation of my neglected, overgrown bush block

proceeds. The land behind is being re-developed causing the native plants on the access track to become fatalities of vehicles and machinery. Australian native plants are notoriously difficult to transplant so dowsing gives a better chance of successfully relocating some. Close by, in a hazardous location, is an endangered plant which the local Wild Plant Rescue Service advises me is very difficult to propagate. Using the pendulum, I know when to take which cuttings for the best chance of survival. As urban sprawl encroaches, it is satisfying to know that dowsing has made survival a possibility for some local species.


Native plants are food sources and refuge for many mammals, birds, lizards, snakes, frogs, insects, all of which inhabit my garden and create the microclimate for healthy interdependence.

Pendulums are easily lost, clothes pegs on string fall off clothes, and if pegged to bushes, the bower birds steel the blue ones! Another "Eureka!" moment. My ultimate garden pendulum is a loop of strong cord, long enough to be easily removed over the head. On a shorter cord, a heavy pendulum is attached by a clip (like on a dog lead), to the neck cord. I can bend over and use the pendulum still attached to my neck or disconnect the small part for finer control if required.

I dowsed for specific dilution and application rates for nutrients, soil conditioners, ingredients for potting mixes, the right time to plant, prune, fertilise and which type of mulch to use. My garden prefers a particular type of mulch applied in summer but not in winter. I would never have known this without the wisdom of the pendulum.

Check whether the fertilizers, herbicides and insecticides (if you use them) are creating acidity in the soil or killing micro-organisms. Home gardeners contribute to many soil problems in their ignorance of the cause. You don't need to, DOWSE IT!

The possibilities are only limited by our own imaginations, so get down in the dirt and dowse, it's lots of fun!



# Book Review

## Nigel Twinn, Tamar Dowsers

**SECRETS OF THE HIDDEN SOURCE – THE SEARCH FOR THE ANCIENT AND HOLY WELLS OF DEVON**  
by TERRY FAULL



*Stoke Well, Hartland in Devon which is on the site of St Nectan's 6th Century hermitage*

Almost by definition, Holy Wells are the meeting places of the tangible and the intangible – the drinkable and the dowsable. Locations where documentary evidence merges with esoteric mysticism to create somewhere very special.

Landscape historian, Terry Faull, has made a comprehensive study of these sacred springs and it is a revelation to discover that over 200 Holy Wells still exist in Devon alone. They are not an isolated curiosity, but a widespread, if little understood, part of the social and physical landscape.

Faull's research has found that, at over half of the documented sites, there is a tradition of the healing of the eyes and, to this day, a number of such places are still called Eyewell.

The persistence of the Holy Well, despite proscription and abandonment, only heightens the reality of their

original attraction. People, with a very different world-view to our own, had discovered that water from certain springs was more beneficial physically, and perhaps, spiritually. They marked and venerated those places – and several millennia later, some of the successors of those distant people are still taking note of their properties in the age of the Space Shuttle.

Terry spends much of this very readable 140-page book discussing and describing his own images of Holy Wells garnered from across the county. The depth and breadth of his knowledge of his subject are most impressive. He has clearly journeyed himself from interested academic to passionate promoter – but perhaps his most valuable contribution has been to carry the fading baton of knowledge of this niche field of study into cyberspace.

There are several good books on the Holy Wells of Cornwall – but this is the only one about Devon - a must-read for the seriously spiritual and the dowsing tourist alike.

For more information see: [www.holywells.com](http://www.holywells.com) – Ed.



# Laurence J Booth

## St Richard's Spring, South Harting, Sussex

My interest in the sound of continuously running water from the small building in South Harting, which I cycle past occasionally, before attacking the hill over the South Downs, led me to ask the staff at Uppark House, at the top of the hill, what the building was for. I told the property manager I was interested in dowsing and was offered the opportunity to roam parts of the estate to hunt the original water feed system to the house and provide a record.

Before Uppark House was constructed, there stood a smaller Gentleman's House, built for Sir Edward Ford in the 16th century. Remains of its foundations are to be found in the existing house.

St Richard's spring, fed from the water that filters through the chalk downs overlooking the village of South Harting, provided the water needed for the house. It is contained in a pond behind the Engine House, an ornate building of brick and local stone, alongside the southern exit road from the village. A channelled flow from the pond drove a wheel in the Engine House to operate a piston, which pumped water 210 feet up to a reservoir, which was then gravity fed to Sir Edward's house.

Lengths of the approximately one and a half inch bore iron and lead pipe carried the water to the reservoir and to the house, and are still visible in the spinney behind the pond, through which the stream feeding St Richard's spring flows.

In the mid 17th century, Sir Edward invented the ram pump. This enabled large quantities of water to be delivered to great heights, which in 1690 presented Sir Edward's grandson, Ford Lord Grey of Werke, the opportunity of building Uppark House.

The efficient ram pump could operate unattended provided it was fed with a continuous supply of water under pressure. This was made possible by the water pressure generated in the Engine House sending water to the reservoir on Tower Hill, on to the ram pump, and then under higher pressure through a six inch bore iron pipe to the present Uppark estate.

The original small-bore pipe took an almost straight line to the reservoir on Tower Hill by going from the Engine house, through the spinney and adjacent field, up through the woodland on the eastern side of the B2146 to cross the Southdowns Way, finally rising to the reservoir on a height line with the Vandalian tower.

Dowsing revealed the location of the reservoir and the pipe runs.

The six-inch bore pipe runs up on the western side of the B2146 to the crest of the hill where it crosses the road

diagonally to be visible at the edge of the road as a five foot vertical pipe capped by a bolted plate. Releasing the plate could release airlocks in the system.

Over both the pipe routes in the eastern woodland there is a numbered marker stone – perhaps Victorian. The meaning of the numbers is unclear. The small-bore pipe is marked 155. A similar stone at a higher point over the large bore pipe is marked 252. Both pipes appear to be about four feet below the surface – perhaps much less when first laid in the woodland floor, though perhaps deep enough to prevent freezing.

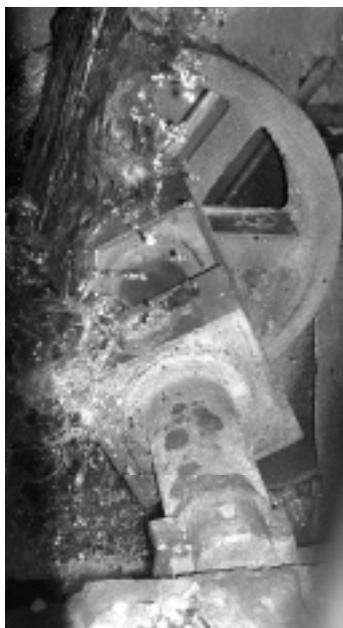
With the installation of a steam-operated pump in the Engine House, the ram pump was no longer required. It was removed and its housing demolished. The steam pump was superseded by a diesel engine, which gave way to an electrically driven pump, and fresh water from St Richard's well continued to supply the Uppark estate via the six-inch bore pipe until 1970. The present supply is delivered from a borehole on the estate.

One can hear from the Engine House the sound of the clear water of St Richard's spring tumbling over the unused mechanism and beginning its way to the sea, having fulfilled a duty that's lasted for nearly 500 years.

During the fortnight's work last February, I met a number of South Harting residents who were interested and helpful. Some wanted to know the results of my search, which I provided, including the original trackways to the house which also came to light.

The whole exercise was thoroughly absorbing and revealed a long forgotten, efficient, early engineering achievement.

I've been asked to return to Uppark House later this year to give a talk on dowsing to the staff – some of whom want to follow the track detailed in the report. There's a large eighteenth century painting in the house which shows servants quarters which no longer exist. I've traced their foundations and the tunnel linking them to the house with the intention of using the buried foundations for dowsing instruction; thereby providing the volunteer staff, who are intensely interested in their guidance work, with almost tangible evidence of Uppark's history.



**Engine house mechanism**



**Breather pipe at crest of hill**



**Marker stone over original pipeline**



# Pat Toms

## Etheric Resonance with the Earth & Cosmos

### PART 1

*Participants on a recent West of Scotland Dowsers field trip to the Island of Arran found themselves asking: why were standing stones, cairns and circles of stone constructed? How were they laid out – using peg and chord or intuitively? Are they aligned to cosmic events? Did the ancients observe the sky or feel it? How was measure & proportion established? Were they related somehow to cosmic and Earthly dimensions? Was there a canon of knowledge, if so based on what? Some of many investigations that must somehow point to answers are described here. Physical and etheric experiences of places indicate careful and harmonious siting.*

### EVIDENCE FOR HARMONIC LAYOUT

When seeking site alignments on the Island of Arran as lines linking landmarks, John Plowman has found ancient stones and sites not only in straight lines but at right angles.<sup>1</sup> Many sites appear to be located particular distances apart. He determined distances between twenty-one Neolithic sites on Arran as accurately as maps allow. They are found to be integer multiples of particular distances apart. Two units of measure appear to be involved, related to the Scottish and British miles. Six sites were one unit apart, four half a unit apart, five two units apart, four three apart. Seven of the sites were connected to more than one other in this way.

He suggests using two measures enabled the ancients to handle irrational lengths in right-angle triangles. A square of length one Egyptian remen has a diagonal of one royal cubit.

His research considers only observed relationships between historic sites, intuitive surveying to justify alignments was not used. He considers a ley line to be a recognised connection between landmarks and finds mountains used as markers and “alignments of topological features, some of which may have been improved”. Alignments are found to run “along edges, faces or grooves to smaller boulders, knolls, depressions or other prominent, accentuated or misfit land features”. And also, “boulder routes seem to be connected with caves, rock shelters”.

His observations point to very ancient large-scale land marking across Scotland. Scars, crag formations were created, lochans dug out and knolls built. His map study and observation has revealed the name Beinn Breac (and recognisable derivatives) repeatedly used to identify locations. He points out that the Gaelic word breac means speckled or pie-bald. In mountainous areas “several Breac names seem to be related to each other by the ley geometry system, the implication is that the speckling is deliberate”.

In north-east England he finds place names containing Dod or derivatives being used similarly.

John Plowman finds layouts in harmonic proportions, for example, ancient stones on Orkney in a triangular arrangements is based on a 3, 4, 5 triangle. Elsewhere he finds isosceles and equilateral triangles linking sites. The cardinal directions north, south, east and west are

significant in alignments.

The four stone rectangle at Stonehenge is based on 5, 12, 13 triangles, which may symbolically link Sun and Moon.<sup>2</sup> Stonehenge appears to be located with respect to a north south alignment passing through Lundy Island and Prescelli with similar proportions. The line between Lundy and Prescelli is split 3:2 by Caldey Island; mythologically these numbers have male-female symbolism.

Einar Pálsson has described places laid out harmonically across Iceland in the 9th & 10th centuries by settlers from Norway. The layout of settlements seems to be based on an awareness of cosmic numerology. A cross-country alignment of 432000 feet has “obviously been sighted on a prominent rock out at sea named Pridranger, ‘triple rock’”.<sup>3</sup> He finds a 3,4,5 layout of settlements.

Alignments and pattern in ancient built form is found in other places by many other researchers. Markus Rouse has mapped hexagons joining sites on Aldbourne Down.<sup>4</sup> Around Stonehenge a decagon links ten places where choirs maintained perpetual chants.<sup>5</sup>

Clive Beadon describes the Earth’s surface being covered by a pattern of lines forming six-pointed stars whose centres are linked by lines.<sup>6</sup> Many researchers experience rectangular and diagonal global grids. It seems some ancient built form was laid out with respect to such grids.

Many dowsers find earth grids can change size relatively rapidly with planetary events, such as conjunctions. Mattias Mettler’s view that the size of the rectangular Hartmann grid appears to be much the same near the poles and equator may be apparent from observations made during inauspicious times.<sup>7</sup> But all must be harmonic with the planetary motions.

### SERPENTINE LINKS

Built form is found not only on linear alignments, but also on serpentine curves. David Cowan has discovered many sites linked in a serpentine fashion, along what he calls cup-mark leys. They are extensive and appear dumb-bell shaped on a map, emanating from a large stone carved with cup-marks placed in prehistoric times directly over an underground geological feature, the Highland fault.<sup>8</sup> A focal point for the circuits is the human-made Druid’s Cave built from large stones, forming a huge cavity.

The cup-mark leys cross the countryside linking old sites, sometimes a church or burial ground, sometimes following ancient trackways.

Cavities, lochs and even puddles have a determining influence on routes; several pass across Loch Tay. They follow the contours of hills, and a disused railway, “the easiest route”. “Resonant cavities” that attract them include dead bird and animal skulls, oil drums, abandoned vehicles, through the door and out of the fireplace of a derelict house, along concrete and steel pipes. “The interstices between the stones” of ancient mounds are attractors and David Cowan suggests this is possibly why they were built. They are also attracted to cavities below ground, such as a fresh interment in a cemetery.

David Cowan also finds straight lines leys emanating

...they accentuate topological and geological etheric influences from protrusions and cavities

## *Etheric Resonance with the Earth & Cosmos*

from large volcanic outcrops, such as the Staffa and Ailsa Craig in the sea, and the Edinburgh and Stirling castle rocks. Where lines intersect, cemeteries are often found. He finds another type of straight ley with few sites on it just touching the cup-mark leys, that apparently moulds them into shape<sup>9</sup>.

Many dowser find straight leys comprise parallel lines. Sometimes a cairn or built form is not located on the centre line, but on a parallel.

Hamish Miller and Paul Broadhurst describe polar currents following fairly straight alignments having similarities to David Cowan's cup mark leys. Both are aligned to prominent mounds at sea like the Icelandic alignment. They used dowsing to find serpentine earth currents that wend their way back and forth across straight cross-country alignments.<sup>10</sup> On a linear midsummer sunrise alignment, two currents pass through sites between St Michael's Mount in Cornwall and the Norfolk coast with structures of various kinds, including ancient stones, mounds and churches, many dedicated to St. Mary and St. Michael. The St. Mary current seeks out wells and water having a tendency to run along river valleys and take in cavities and Earthbound forms; the St. Michael current prefers elevated place, such as a church at Brentor in Devon built on a volcanic mound. Nodes occur where the two complementary currents meet.

On another odyssey they traced two other serpentine earth currents passing through Skillig St. Michael off southern Eire, Delphi in Greece and on to Armageddon.<sup>11</sup> Both currents wend back and forth along a straight line crossing Europe through ancient sites steeped in mythology and legend. Nodes are not exactly in a straight line and the serpentine currents are not symmetrical or regular.

Fields of form having etheric influences arise from a living association with topological and geological formations, such as fissures and underground water courses. Topological fields of form appear to have particular characteristics – straight lines between protrusions and curved lines between cavities that tend to follow contours of the land. Water forming a plane surface appears to be an easy passage for the Earthbound influences. Water fills a cavity.

### **ACCENTUATING ETHERIC INFLUENCES**

Rather than track marks, sites seem to have been set up to accentuate topological and geological etheric influences from protrusions and cavities. It seems the ancients brought together polar etheric influences to promote health and facilitate spiritual association.

Special places are accentuated with built form, stones, cairns, obelisks, temples, churches, cathedrals and so on, many are given cosmic alignments as well.

Perhaps the simplest is the centre of an island or landmass, which is important in many cultures.<sup>12</sup> There are many instances, from small Shetland islands to Tara in Eire that were used traditionally for meeting places where decisions were taken and justice dispensed. How the

ancients found a geographical centre, equidistant from each coastline across extensive bogs can only be surmised. If no surveying instruments were used, such places must have been found intuitively. At a centre, certain topological etheric influences from all directions reverse at a point.

Ancient sites have been surveyed and relationships with the motion of cosmic bodies identified. Cairns and stones are often found to be aligned to cosmic bodies. The passage in Newgrange aligns to the midwinter sunrise; Stonehenge has an alignment to midsummer sunrise. James Harlington has identified a stone near Baela on Fetlar in Shetland that aligns landmarks with the Sun on each hour during the day as described in oral tradition.<sup>13</sup> Twelve stations of the Sun's motion through the heavens are

defined. Directions are given by a sea stack, hill, standing stone, headland and other landmarks, as oral tradition recounts. The age of the stone is not known.

When accurate time was not needed (no trains to catch) why know about the Sun's passage through the heavens? Presumably, to be able to utilise its etheric

influences when located in particular portions of the sky.

Stonehenge diagonals appear to be aligned to the directions of midsummer and midwinter sunrises at Stonehenge. But a cosmic body that can be seen in the sky is not always where the cosmic body actually is. The Sun we see is an image formed after light has travelled for about eight minutes. Its actual position is two degrees ahead of the image in the sky. N.A. Kroysev has described experiments that show there is another emanation received from the Sun besides light, which he called beams of time. He detected apparent emanations from the Sun's actual position with special detectors placed in a mirror (not refracting) telescope.<sup>14</sup> They appear to travel instantaneously. Other researchers have found that bacteria placed at the focus of a telescope are affected by the emanations. Kroysev considers they are not electromagnetic, as they cannot be refracted.

Cosmic alignments may serve a purpose other than visual. There are influences other than just illumination. Association with cosmic bodies involves more than rays of light, or indeed electromagnetic fields. Etheric influences are experienced.

The fifty-six Aubrey holes can be used as a lunar eclipse calendar, as Robin Heath describes.<sup>15</sup> But why bother to erect large stones when a model will do to predict eclipses? Maybe the ancients were utilising or balancing etheric influences at auspicious times like eclipses.

The biggest enigma at Stonehenge is the original construction – just a proportioned ditch and avenue used for several hundred years before stones were erected. What were the ancients doing? A ditch on the spinning Earth has a changing circulating etheric influence. An avenue with two straight ditches points to the centre of the circle to create an etheric marriage. All located where significant Sun and Moon harmonic astronomical alignments occur.

Whether stones were used to predict astronomical events is a matter of contention. It is not always possible to ascertain the exact moment of a cosmic event using

**...the biggest enigma at Stonehenge is the original construction – just a proportioned ditch and avenue...**

## *Etheric Resonance with the Earth & Cosmos*

observation, not least because of overcast skies. Sarah Wooster considers "no doubt the Stone Age citizens were aware of much that was not visible".<sup>16</sup> Ancient peoples would have been aware of etheric changes that accompany a cosmic event or eclipse, more so than people do now. They influence the health and fertility of living things.

Richard Heath describes harmonic relationships in the motions of the planetary bodies and their description in ancient myths.<sup>17</sup> A basic measure of relative motions is the spin of the Earth in days. Ancient awareness of the motion of cosmic bodies in the heavens considered Saturn to be Father of Time, with its synodic period of 378 days creating 28 synods for 29 Earth years. Understanding of planetary motions underlies the use of number. It was enshrined in myth and handed down.

Living things determine their growth by utilising etheric influences of fields of form arising from a living association with the geometric form and motion of things. Natural formation is quanta and harmonic, being composed of whole living things, from cells upwards. Synodic periods of planetary motions are in musical proportions, as Richard Heath explains. So Venus and Mars, having synodic periods in 4:3 ratio (in units of twenty five), are described in mythology as lovers.

Conjunction or alignment of cosmic bodies defines basic rhythms of fertility and growth. The human gestation period is an example. 266 days is 9 x 29.5 days of the synodic period of the Moon in orbit around the Earth. It is a complete cycle of lunar phases ending in the same solar alignment as it started, rather than being just the period taken for the Moon to pass through the zodiac, which is 27.3 days as a sidereal period.

Rhythmical changes in the shape of dormant winter tree buds have been linked by Lawrence Edwards to the movement of planets, including the Sun and Moon.<sup>18</sup> He photographed buds daily and measured their changing dimensions to show a link between cosmic bodies and their form. He finds oak tree buds change shape with corresponding alignments of the Moon and Mars about every fourteen days. From observation he has found the planets associated with many other plants.

Lawrence Edwards describes the way fields of form describes the formation of living things. He describes the shape of living things mathematically in terms of projective transformations. A geometric path curve matching the form of a bud arises from the association of two polar spirals, which arise from the bud's association with its surroundings, including the planets. The rhythmic relative motion of things means the fields of form change. As spirals change to vortexes so buds open in spring. Living things don't have geometric awareness, but some aspects of their association with their surroundings can be represented graphically.

Lawrence Edwards found situations where a usual association with cosmic bodies is interrupted. Tree buds near an electric substation were found to have unexpected forms that did not correlate with motion of the usual cosmic bodies. He found the rhythm of buds of plants associated with Jupiter became erratic during the approach of the comet in July 1994 that eventually hit it. Following the collision, it took a year for bud rhythms in knapweed, to


return to what he considers to be normal.<sup>19</sup> At the time, astronomers reported that Jupiter was affected for a long time after the impact, with its cloud being deeply scarred for many months.

After many years of observation, Lawrence Edwards found that the change in the shape of all buds with respect to planetary alignments changes consistently with time. The buds steadily pre-empt their astronomical alignments, regressing by about two days every year. Overall, there is a "phase shift" with a seven year cycle when the buds come back into juxtaposition with planetary alignment. Whatever constitutes the link between a living thing and planetary alignments has not been explained rationally or measured. It has something to do with the etheric influence of the geometry of the form and motion of celestial bodies.

*Part 2 appears in the next issue of the journal. It will consider harmonic earth measures, the layout of stone circles, happening and places and whether ancient knowledge is best considered in terms of a canon of knowledge or intuitive harmony.*

### REFERENCES

- <sup>1</sup>John Plowman, *Lines Linking Landscapes*, unpublished
- <sup>2</sup>Robin Heath and John Michell, *The Measure of Albion*, Bluestone, 2004
- <sup>3</sup>Einar Pálsson, *The Sacred Triangle of Pagan Iceland*, Minar, Iceland, p21
- <sup>4</sup>Marcus H. Rouse, *Aldbourne Down's Hexagon*, Evidence of Prehistoric Mapping?
- <sup>5</sup>op cit, Robin Heath & John Michell, p112
- <sup>6</sup>Clive Beadon, *Report on International Conference on Radiesthesia and Comments*, Journal of the British Society of Dowrsers, vol. 32, no. 215, March 1987, p26
- <sup>7</sup>Mattias Mettler, *Mettler's Grid Handbook: Fundamentals and Basic research in Geobiology*, Switzerland, p2; copy in BSD library
- <sup>8</sup>David Cowan, *Ley Lines and Earth Energies*, Adventures Unlimited Press, 2003, 1-931882-15-0
- <sup>9</sup>ibid. chapter 9
- <sup>10</sup>Hamish Miller and Paul Broadhurst, *The Sun and the Serpent* Pentagon Press, 1989
- <sup>11</sup>Paul Broadhurst and Hamish Miller *The Dance of the Dragon*, Pendragon Press, 2000
- <sup>12</sup>John Michell, *At the Center of the World*, Thames & Hudson, 1994
- <sup>13</sup>James Harlington, *Nature's Clock: The "Old Man's Clock" Fetlar, Shetland*, unpublished paper
- <sup>14</sup>Valery Shalatonin, *Chrononal Properties of Dowseable Energy Fields* and books in Russian by N.A. Kroysev
- <sup>15</sup>Robin Heath, *Sun, Moon and Stonehenge*, Bluestone Press, 1998, p61
- <sup>16</sup>Sarah Wooster, *New Concepts in Earth Mysteries/Earth Energies*, Journal of the British Society of Dowrsers. Vol. 31, no. 213, September 1986, p291
- <sup>17</sup>Richard Heath, *The Matrix of Creation, Sacred geometry in the Realm of the Planets*, Inner Traditions, 2004
- <sup>18</sup>Lawrence Edwards, *The Vortex of Life and Supplement and Sequel*, vol. 4
- <sup>19</sup>ibid., *Supplement and Sequel*, vol. 3, p23



# Tom Ravenette

## The Pendulum: Rates and Rotations

### A MINI-INVESTIGATION

The subject of this paper stems from my reading of the writings of Lethbridge, in particular his development of rate as the basis for most of his explorations with the pendulum. It will be recalled that for Lethbridge objects and thoughts ("witnesses") would lead a suspended pendulum to rotate at lengths of thread specific to those witnesses. He called those lengths their rates and, except for certain special circumstances, these rates remained constant. (Alas only one of his books is still in print, "*The Power of the Pendulum*", brought out in a revised version by Penguin in 1989.) As examples of rates both for objects and thoughts, I quote from Lethbridge (1965 p.44 Fig. 9) Iron 32", Oxygen 26.5", Calcium 22", Sulphur 4", Thought 5" and Male 24" the first four of these being objects and the remaining being thoughts or concepts.

He also discovered that rates for thoughts and objects occurred up to a length of 40" but that then they repeated at lengths from 40" to 80" by the simple process of adding 40" to the original rate. It follows that many objects might share the same rate on this 0" to 40" scale but Lethbridge further found that they could be distinguished by their varying number of rotations at that rate. As will be seen later, that line will need to be taken up again in answer to a further question. My immediate concern, however, arose from a reference to rates in a book by Fidler (1983). He discovered that the pendulum would rotate to a rate which was half that which Lethbridge had established. That being the case, it is a matter of fact that use of a "half rate" would be less physically tiring and less time consuming and not surprisingly he used it as the basis for his own investigations.

The notion of the half rate in itself would not have been sufficient for me to undertake the writing of a paper but well over a year later a second, and indeed chance, event occurred. An acquaintance invited me to suspend a pendulum over a mystery-object. To her surprise and mine the pendulum did not move. Experimentally I first shortened and then lengthened the thread and, to our further surprise, the pendulum first rotated clockwise and then anti-clockwise. This change in the direction of rotation in relation to the change of length of the thread, to me, was very interesting and out of that interest, together with the recollection of Fidler's half rate, grew the explorations which form the heart of this paper.

### INVESTIGATION

The first step was to confirm Fidler's finding that Lethbridge's rates could be halved and still lead to a rotation over the witness. It was the next step, however, which provided a breakthrough. If you can halve the rate once why not halve again and again and again? There is no reason to suggest that you cannot, so why not do it and find out what happens? As an example, Lethbridge gives 40" as the rate for DEATH. Repeated halving gives respectively rates of 20", 10", 5", 2.5", 1.25" and .625" ... and yes, the pendulum rotates at each rate but the important observation is of a completely different order and was perhaps prepared for by the incident with the mystery-object referred to above. At each change of rate the pendulum rotated in a different direction, respectively anti-clockwise, clockwise, anti-

clockwise, clockwise, anti-clockwise. I probably would not have made this discovery but for two reasons. Firstly, I had already been sensitised to the issue but secondly, I was able to go through the complete sequence of changes in rate, thereby recognising that there was a pattern.

Needless to say, it was necessary to confirm that this pattern was not restricted to the witness DEATH and in fact the pattern did repeat regardless of the witness, e.g. HEALING showed rates of 22" (clockwise), 11" (anti-clockwise) 5.5" (clockwise) and 2.75" (anti-clockwise). Important and interesting as the finding may be, there are a number of implications which call for discussion and perhaps further exploration.

### IMPLICATIONS

The implications of this finding are twofold, firstly practical and secondly theoretical, the latter leading to further explorations.

At a practical level the question needs to be asked as to which out of the many rates is the correct one, if indeed there is a correct one. Presumably a rate is required for some other, as yet unanswered question, and "correct" may then take on a purely empirical meaning. For the time being, my answer to the first question would be to assume that all the rates are correct until proved otherwise and continue to use them experimentally.

In line with this, it will be conceded that the longer the thread on the pendulum, the slower the response to the witness, the slower the rotations and the more tiring on the arm. To me these are real considerations. Thus it would seem to be practical to use a short rate, and for consistency to stick to one direction of rotation. My own choice is to pick that rate which falls between 2" and 6" and rotates in a clockwise direction. This, in terms of efficiency, is a considerable improvement on the economies of effort stemming from Fidler's "half rate".

There is a further implication at the practical level. It is my experience that the pendulum discriminates very finely at the short rates e.g. between rotating to a rate of 2.5" (PURIFICATION) and 2.75" (HEALING). The determination of a new rate may be obtained within broad limits by using Fidler's range of 0" - 20" but a more discriminatory accuracy is provided by using the shorter rates.

I turn now to theoretical implications, which are at least two fold. What lies behind the fact that repeated halving (or doubling) the length of the thread should produce a series of new rates, and what meaning or meanings can be attributed to the alternating direction of the pendulum's rotations? The answer to the first of these is beyond me and may well find a resonance in some form of mathematics. Of the second, all we can do is explore further and make what we can of our observations.

### OBSERVATION 1

As I have already quoted, Lethbridge gives the rate for DEATH as 40" and for LIFE 20" but although he makes no comment on the direction of rotation, they can be observed empirically to be anti-clockwise and clockwise respectively. The "half rate" for DEATH, therefore is 20", clockwise i.e. identical to that for LIFE. In other words relationship between the two directions would seem to that of opposites.



## *The Pendulum: Rates and Rotations*

### **OBSERVATION 2**

In my own work, I needed the rate for DYSFUNCTION which turned out to be 11" clockwise. Somewhat later, I needed a rate for HEALING and that was 22" clockwise. The "half rate" anti-clockwise for DYSFUNCTION, therefore, is precisely that for HEALING but in the contrary direction. Again the relation is apparently that of opposites.

### **OBSERVATION 3**

To test this likely hypothesis that the contrary rotations of the pendulum indicate a relationship of opposites, I wrote WAR and PEACE on separate slips of paper and established the rate for the former as 18.5" (anti-clockwise). I used the "half rate" of this i.e. 9.25" (clockwise for WAR) and predicted that the pendulum would rotate anti-clockwise over PEACE. It did: hypothesis confirmed.

### **OBSERVATION 4**

Quoting Lethbridge again, he gives the rate for MALE as 24" and for FEMALE as 29" and thereby appears a problem. Common usage would argue that these concepts are opposite, yet there is no hint in Lethbridge's data that the pendulum rates might give some indication of this. Just because of that apparent rebuttal of the "opposites" hypothesis I re-dowsed the two witnesses. Each of these rates separately were precisely as given by Lethbridge but, and this was yet another surprise, each also rotated to the other's rates but in the contrary direction i.e. the 29" rate was clockwise for FEMALE but anti-clockwise for MALE, and vice versa. Thus the "problem" disappeared. The "opposition" relationship suggested by a changed direction of rotation was in fact hidden within Lethbridge's incomplete data.

The evidence of these observations, therefore, strongly support the notion that the appearance of clockwise/anti-clockwise rotations to the same witness but at different rates points to some awareness of contrast, somewhere and somehow, related to that witness. These observations, however, reflect one leg of a pair of dividers. My original findings were based on those witnesses in which I happened to be interested. That they had in-built contrasts was incidental to my inquiries, but what about witnesses with no in-built contrasts e.g. objects? In those instances it would be reasonable to predict that contrary rotations at successive rates would not appear. This question needs to be put.

### **OBSERVATION 5**

In the earlier part of the paper I quoted some of Lethbridge's own data. We can use these to test the prediction.

IRON: 32", 16", 8" etc. all clockwise.

OXYGEN: 26.5", 13.25", 6.625" etc. all clockwise.

CALCIUM: 22", 11", 5.25" etc. all clockwise.

THOUGHT (as an object in contrast to THINKING): 5", 2.5", 1.25" etc. all clockwise.

I should add two objects independent of Lethbridge:

PEBBLE (from the garden): at 18", 9", 4.5" etc. all clockwise.

INDIA RUBBER: 14.5", 7.25", 3.625" etc. all clockwise.

In other words, for none of these objects is there either an implicit contrast or a correlative change in direction of rotation with change of rate. My earlier supposition, therefore, is supported.

I can now take up the issue raised in my opening paragraph of differentiating between witnesses having the same rates. Lethbridge describes how, over a given witness, the pendulum will give a number of rotations followed by a number of oscillations then a further number of rotations. The sequence may continue. This sequence varies according to the witness. Clearly the successive rotations may be in the same or opposite directions. It is my prediction that witnesses with built in opposites will show contrary rotations, and that witnesses which are objects will show the same rotations. To gather a lot of data would be a very large task but there is one datum readily available.

### **OBSERVATION 6**

I have already given two witnesses which I have found to have the same rate. HEALING and CALCIUM each have a rate of 22" (and of course 11", 5.5" etc.). To simplify the task, it is more convenient to use the 5.5" rate since it is less tiring and time consuming. The sequence for each is:

HEALING: 34 clockwise, 35 oscillations, 27 anti-clockwise etc.

CALCIUM: 40 clockwise, 74 oscillations, 40 clockwise etc.

As a second example DIAMOND and MALE (PRINCIPLE) each have a rate of 24" (and therefore 12", 6" 3" et. seq.)

DIAMOND: 12 clockwise, 16 oscillations, 12 clockwise.

MALE (PRINCIPLE): 20 clockwise, 30 oscillations, 20 anti-clockwise.

The prediction is confirmed but in an even more illuminating way. Whereas the original finding referred to contrasts of rotations at different rates, i.e. lengths of the pendulum, this finding suggests that the same process of contrast operates at the same rate but now as part of a sequence of responses, itself a matter requiring much further exploration albeit, perhaps, in a different context.


### **CONCLUSIONS**

On this evidence the pendulum distinguishes between two kinds of witness. On the one hand there are those (and they are very much conceptual) which imply a contrast and on the other those which are objects. Moreover the discrimination appears both at the simplest level in the descending sequence of rates and – although the evidence is suggestive – in the sequence of pendulum movements at the same rate. What does all of that mean? At the moment, I am prepared to rest content with observation and perhaps tentative predictions.

In other words, simple as the pendulum may seem to be, behind that apparent simplicity lie dimensions of meaning and understanding yet to be explored. What I have described here are the results of my own gentle engagement with the use of the pendulum in dowsing, an engagement which has been to me both exciting in its pursuit and illuminating in its outcomes.

### **REFERENCES**

- Fidler, Havelock J. "Ley Lines: their nature and properties, A Dowser's Investigations" Turnstone Press, Wellingborough. (1983)
- Lethbridge T. C. "ESP: Beyond Time and Distance" Routledge and Kegan Paul, London. (1965)
- Lethbridge T. C. "The Power of the Pendulum" Penguin, Arcana. London (1989)



# John Bradley

## Dowsing, Health and Nutrition - Part 2

### INTRODUCTION

In the first part of this article, published in the March 2005 issue of Dowsing Today, I outlined briefly what I do and gave a few case histories to illustrate the breadth of problems that dowsing can help with. In this second part, I want to focus on the reliability of various tests and how they were arrived at, but first a couple of general comments. Dowsing, health and nutrition are all incredibly diverse areas. You could devote your life to any one of them. When in pursuit of good health, dowsing is of limited use without appropriate medical/nutritional knowledge.

However, I can say this much. Firstly, you can only solve problems if you can ask the right questions, hence the need for knowledge. Secondly, you obviously can't solve all problems, whatever your knowledge and skills. Of the problems you can solve (and the range is surprising), the following are generally true.

If a person is unwell and is also exposed to significant amounts of geopathic stress, then the chances of recovery are slim until the geopathic stress has been negated. If geopathic stress is an issue, deal with that first.

If a person presents significant food intolerances then these need to be dealt with or they will inhibit, or at least slow, recovery. Intolerances range from the medically accepted variety in which the immune system responds dramatically, to much more subtle intolerances. These are often disregarded by medicine but provide lots of good results for kinesiologists.

I actually use dowsing for intolerances because it is much faster and can be done remote from the client. It also offers certain advantages. If you dowse for tolerance % on a scale (as opposed to intolerance), you will find a range of tolerance values – typically 70% to 100% for which muscles are rigid in a kinesiology test. You will find another range, typically 0% to 40% for which the muscle goes weak.

Foods which generate mid range values are difficult to assess with the muscle test but can still cause problems if eaten in quantity. Thus in general I identify major problems and also potential problems. Where possible I check major ones by muscle testing.

So, let us assume that the above issues have been looked at and concentrate on the reliability of dowsing for nutrients, key indicators etc.

### EARLY DAYS

The goal of every scientist is to prove things beyond doubt. Anecdotal evidence is not enough. Having spent most of my life 'proving' things it was inevitable that I would approach dowsing in the same way. I soon learned that a new set of ground rules was required.

Like most would-be dowsers, I started with packs of playing cards, bundles of coins etc and managed to convince myself that the laws of probability were alive and well! It can be very depressing when you dowse a whole pack of cards for their colour and find that about 50% are correct and 50% are incorrect. Only my personal experiences when I was ill (Part 1) kept me going.

After a while I began to notice other issues that became ever more important. The first occurred when I was trying to identify the origin of 3 pistons that were randomly placed in blank boxes. One was Spanish, one British and one Japanese.

Taken over a large number of tests, probability was doing well, but I noticed that I was much more likely to be correct on the first test or two. The response to a question like 'Is the piston in this box made in Japan?' was much more clearly defined when I first started. Long before I became aware of the subtleties of dowsing, I got the impression that as you continued, the box appeared to adopt the imprint (or whatever you want to call it) of all the pistons that had been placed in it.

I made a quantum leap in progress once I discovered the work of the late T.C. Lethbridge, in particular his use of pendulum rates. I also began to suspect that 'the need to know' was a major issue. Indeed it is.

At some point in my journey I also realised that seeking proof could in itself be destructive. Dowsing is an activity that involves very subtle mechanisms. The neuro-muscular actions that cause the pendulum to move are minute and easily disturbed. Thus I came to relate 'tests' to exams. Suppose a student does some sums at home and the next day they appear on their exam paper. Despite the familiarity, there is a definite tension in the exam situation. They may have sweaty fingers. They may become confused mentally by what is crystal clear when seen away from the examination.

If you are a dowser being 'tested' you are likely to respond in exactly the same way and given the subtle nature of what we are dealing with, a conventional test is often a recipe for disaster, thus delighting the sceptics.

Of course, if I put my scientific hat on, this becomes a lame excuse. But in fact it isn't and over the years I have amassed a lot of results that I term 'delayed proofs'. These delayed proofs have given me a great deal of confidence in certain results. One or two could easily be coincidences, but hundreds are unlikely to be. As you will shortly read, if they are coincidences, some are very bizarre ones.

### DOWSING TARGETS

In order to dowse you need a topic or target that is dowsable. Given the mass of evidence related to geological dowsing, mineral seeking etc, it seemed reasonable to me that physical substances were a good target to begin with. Today, I use many targets that wouldn't have been acceptable to me years ago and I make great use of 'maps' in the form of drawings, scales and so on. Whatever, I will now go back many years and explain some of the incidents that gave me ever increasing belief in what I do. These days, I only need to look at what has happened to the people I see but early on no such data existed. At that time, what I most needed was some idea of what was 'normal' for a healthy person.

### THE IRON AND THE CALCIUM

I began my quest to dowse for nutrients with a very short list of minerals. Included in this list were iron and calcium. As explained in Part 1, I dowse on a scale and after dowsing all my family and a few friends many times it appeared that calcium normally gave a value of +4 and iron gave a value of zero. My early ideal, that all substances would give the same scale value when 'normal', had long since been abandoned.

I had dowsed these values dozens of times and always got similar figures. Half of me concluded that these were indeed 'normal' values. The other half wondered if I simply kept getting what I now expected!

## *Dowsing, Health and Nutrition - Part 2*

Then one day word of my experiments reached a university professor. I didn't know him, but he was married to one of my wife's work colleagues and was interested in what I was doing. I was also told he was in very poor health, but no details.

So I visited him, explained it was best if I didn't know anything about him, and proceeded to dowse. This time, iron came up as +4.5. I had never seen such a number, so I tried again and got the same result.

I explained what I got and, since it was a light hearted affair, made a comment to the effect that "*he looked like an iron bar compared to what I had seen so far!*"

He looked startled and then said, "*That's amazing. I have haemochromatosis and have to have iron drained from my blood on a regular basis.*" I had never even heard of it but my delight was obvious.

Before I could do a little dance, he asked what I got for calcium. "*+4 I replied, that's normal.*" "*Well, you've certainly got that wrong,*" he said. But before I could ask any questions he sat back in his chair and asked, "*But where is it?*" Clever man.

As a result of this, 'calcium' became calcium overall, calcium in bone, calcium in blood and calcium in tissue. The idea of being able to dowse for specific locations seemed most unlikely but we tried and he yielded +4, -5, +1 and +4 respectively. This meant little until everyone else seemed to give +4, +4, 0 and 0. It turned out that the professor had severe osteoporosis and a tendency to kidney stones as well as his haemochromatosis. In the same way, iron eventually evolved into iron as ferritin and iron as haemoglobin.

### **THE PARASITES**

We all have parasites in the digestive system. Normally these are helpful to us or benign but some unwanted parasites can cause major health problems.

I was suspicious that this might be an issue for one particular woman so I dreamed up a scale called parasite percent. Everyone I dowsed came close to 0% but this woman came up with 50%. Not knowing anything about them, I got out a big medical book that had a whole chapter on parasites. At the front was a two page list of them so I proceeded to dowse through the list and got a big "Yes" on just one of them.

On searching through the chapter, I found it was in fact nothing to do with humans but was found in horses. There the matter ended, I had just been groping about in the dark really. It only came to life a few weeks later when the woman began her conversation with, "*Even though I ran an equestrian centre for twenty years ----!*"

But perhaps the most telling encounter with 'parasites' came recently. Actually I was set up, though I didn't know it at the time. My homeopath phoned and said could I dowse her daughter (about whom I knew nothing).

When the daughter phoned, I dowsed her age and got 26 years. She is 25 years and four months. She knew not to give me clues but I wanted to talk to her because I use voice as a 'sample' for remote dowsing. So I asked if the problem would be regarded as serious (yes), had she seen a doctor (yes) and what did she do for a living. In fact she had just returned from a one year 'walkabout' in Australia. For some reason I then said, "*I hope you haven't brought something back from Australia.*" I don't know why I said it but she laughed and said, "*Perhaps.*"

So I dowsed her and got readings I had never seen

before. In general the numbers were wonderful but she was extremely short of iodine, molybdenum and a couple of B vitamins. The big scare was parasite percent: 98% had me seriously worried.

I phoned her back and said I hadn't seen anything like this before. In my opinion, it looked like she had brought back some serious parasite, the like of which I couldn't imagine. She said she had. She was seven weeks pregnant! Not only that, she had cravings for seafood.

We have had a lot of laughs about this and my lists now have pregnant? next to parasite percent. In addition, I now know how vital iodine is in the early stages of pregnancy (lack of it can lead to deformities in the child), as is molybdenum.

### **USEFUL INDICATORS**

The many indicators I use include one for urinary function and one for reproductive function. One day, I dowsed a man I hadn't seen since we were children. He is in his late fifties.

During the session I got some very strange results. There was a suggestion of a skin problem but more worrying were the two indicators mentioned. Both values were but a small fraction of what I was used to seeing.

In these situations you have to be very careful what you say and how you say it, but I found some way of getting it across and asked if he had any possible explanation. He looked very shocked but it turned out that he was shocked by what I had detected, not the problem itself.

He had had testicular cancer and wasn't going to father any more children. They had also removed a growth the size of a small orange from his bladder. Furthermore he had a skin problem, that was the reason for me being there apparently.

While this was another great 'delayed proof' of the system, I'm sorry to say I couldn't sort out his skin problem. Given that he had spent nearly 30 years trying to solve it and had seen every specialist imaginable, I suppose I shouldn't feel too bad about it but we all like to get a good result.

### **FREQUENCY**

Many dowsers will be familiar with what we might term 'earth vibrations' but at this stage I was not. Nevertheless, I had seen various references to frequency. At the time, I had some health problems of my own and, looking for anything that might be useful, decided to dowse for 'my frequency'. This turned out to be 160Hz. But my wife gave a result around 8Hz and so did my eldest daughter. My youngest daughter gave 55Hz. A few more friends were around 8Hz as well.

Despite numerous references in dowsing books nothing was ever specific and I got more and more irritated by it. Frequency of what? Then I had a "eureka" moment. Drawing on my science background, I began to wonder if superimposing a low frequency vibration on my body would alter the values I got. Now you know why people thought I was nuts!

I reasoned that I could do this by bouncing on a mini trampoline (which I happen to have). So, I dowsed my frequency, bounced for a couple of minutes and dowsed again. Amazingly, the value dropped from 160Hz to 40Hz. Fifteen minutes later it was up to 120Hz and soon returned to 160Hz again. So I did it again, and then again.

Everyone who dared to set foot in the house was dowsed for frequency, then ordered to bounce on the trampoline and

## *Dowsing, Health and Nutrition - Part 2*

dowsed again (how to win friends etc!). Without exception, all results were affected and all returned to normal, though by now it was rather obvious that 8Hz was normal.

Of course, these results could all be wishful thinking. But suddenly I got a breakthrough. A book reference to Schumann frequency sent me rushing to Google and up popped the NASA website. It explained that the fundamental Schumann frequency (7.8Hz) was crucial to human life on earth and that when astronauts went away from the earth special generators were used to lock them into it. Without this, their frequency would rise and detrimental gut constituents would then flourish.

From there I went to the University of Georgia site which explained the earth's vibration modes in more detail and it wasn't long before I realised that my 160Hz value was related to what turned out to be an overgrowth of candida albicans in my gut.

This frequency, which I knew so little about when I started, is a most powerful indicator. If it presents high you can be sure there are problems. Most commonly, these will be in the gut, but not always. I use other tests to find the origin of the problem.

### **TISSUE REPAIR**

I met Angela (not her real name) when we were away fell walking. We stayed in the same hotel. I made some nutrition related comments at breakfast and she latched onto me like glue. I told her I dowsed and that was it. *"Please dows me. I have a good reason."* So I did.

I said I would try to dows her age but that I wasn't particularly good at it. In these early days I just used a list of ages. I now have better methods. She literally screamed when I got her age exactly right.

But I was more interested in other indicators that I was just developing, particularly for glutamine (in blood and muscle) and ammonia. I had based these indicators on the medical side of tissue repair and had got some good results. The body stores glutamine in muscle. When you have a wound and tissue is rapidly being repaired, ammonia is a byproduct that enters the bloodstream. The body then dumps glutamine into the blood stream to deal with it.

In Angela's case the results firmly suggested a substantial amount of tissue repair was going on. There was loads of glutamine and ammonia in blood, with little glutamine left in storage.

So, I suggested that she had a wound that was healing, and probably quite a significant one. Other than that the results were excellent apart from a handful of minor deficiencies.

Her delight said it all. She did indeed have a wound. She still had the stitches in and had only left hospital a few days previously. She was in the hotel for a rest. She was also in good health but was having a problem getting pregnant and wondered if nutrition was an issue. It was but that's another story.

### **TESTING**

I hope these examples illustrate the way in which I have come to trust my results. To the sceptic they are just coincidences but I could provide many more of a similar nature. I am not pedantic about it, perhaps many are incorrect, but I am sure that the overall picture I get from the numerous figures is representative. It certainly helps a

lot of people to get well, or at least the evidence strongly suggests that – see Part 1.

Direct testing poses many issues which I touched on earlier. If the purpose of the dowsing is not driven by genuine healing motives, the results are likely to be erroneous. I believe this can be true even if the dowser is unaware of the true (testing) purpose of the session.

In fact, I do have one result where I went head-to-head with a blood pressure monitor and got both systolic and diastolic values correct within two points. The difference here was that the client had no idea I would attempt to dows such values. It was only when I told him afterwards that he rushed out and returned with the instrument. Situations like this are priceless, but rare.

### **SUPPLEMENTS**

Just a quick comment on supplements. For good results you must assume absolutely nothing and dows everything. If a person is deficient in say 20 nutrients they may only need to take four or five. The others will restore automatically. You have to dows whether the person needs each one, you have to dows the daily dose and the duration. Some supplements such as vitamin E are best ramped up over time. You dows for the ramping rate.

In addition, a specific product must always be checked for acceptability. Supplements are by no means immune from the profit driven motives of the food industry. Many on the high street are very dubious and contain ingredients that render them ineffective for certain people.

Knowledge is essential. For example, you might find yourself suggesting a number of supplements that are in gelatin capsules. Gelatin is an excellent source of glycine but a high glycine level produces serious fatigue. You will probably cure one problem and create another! The dowser's work is never done.


### **SUMMARY**

I hope this two part article will stimulate general interest and above all encourage new dowsers to persist with whatever area interests them. In my experience, you are entering a sphere of activity for which the apprenticeship is a lifetime. Every time I encounter a different problem I learn something I didn't know before. Sadly, the knowledge sometimes doesn't accumulate fast enough to help the individual who first initiated the search.

Finding the right questions is the big issue. With chronic fatigue patients, there is a group for whom every single result can be normalised but they make absolutely no improvement. I am missing something important and my inability to find it is frustrating. The problem is you have so much to choose from, much of which may be mentally driven.

I was of course fortunate to encounter an outstanding dowser when I had M.E. I'm not sure I could have got this far without the belief that experience gave me. No-one can ever take that experience from you. However, I hope my own work encourages others to make the effort.

*Editor's note: We were delighted with the response from BSD members to Part 1 of this article but unfortunately the author is already overwhelmed with clients. He has a waiting list of several months and we are therefore unable to refer any more cases to him.*



# Book Reviews

## Ced Jackson

### **DOWSING: A PATH TO ENLIGHTENMENT**

Joey Korn ([www.Dowsers.com](http://www.Dowsers.com))

### **TECHNIQUES THAT WORK FOR ME: A MINI-COURSE IN MANAGEMENT OF ENERGY FOR IMPROVING YOUR LIFE**

Raymon Grace ([www.RaymonGrace.com](http://www.RaymonGrace.com))

### **THE FUTURE IS YOURS: DO SOMETHING ABOUT IT!**

Raymon Grace ([www.RaymonGrace.com](http://www.RaymonGrace.com))

### **...AND IT SHALL BE GIVEN UNTO YOU**

**W**hat's the link between dowsing, healing, and a forgotten English Magus born in 1900? It is the importance of asking (not many people know that).

We are so familiar with the dowsing process, we can forget that we are essentially asking to be shown whatever it is we seek.

If we are asking, we are – grammatically at least – asking someone or something. The “*can I, may I, should I*” mantra also implies someone/thing whose permission is sought. This raises a bagful of issues which is usually finessed by referring to ‘upstairs’.

But this diagnostic request – please show me the location of the water, the medical problem, the roman road – is not the end of the story. After diagnosis comes prognosis, and intervention.

If we know what the problem is (or where it is) we sometimes skip the diagnostic phase and move straight to intervention. But the request for healing – the asking – is still there.

Some dowsers make requests for healing in conjunction with the use of the pendulum. Certain pendulum movements indicate that healing is taking place, and then a different movement indicates that it is completed (or that enough work has been done for today).

The clearest exposition of this approach is set out in Joey Korn's book, “*Dowsing: A Path to Enlightenment*”. The book sets out Joey's personal dowsing journey. The difference between him and most of the rest of us is that Joey put a great deal of effort into his dowsing practice, and then took the trouble to write an extremely valuable guide to dowsing diagnosis and intervention. I have read the book several times and always take it with me on consultations. The best book on the subject currently available.

One of the really useful things about Joey's book is that it sets out a way in which requests can be constructed. All Joey's requests/prayers start off with “*If it be Thy Will...*”, which immediately squares a number of circles & permissions, and avoids other pitfalls, not least ego inflation. Five stars.

### **SEEK, AND YE SHALL FIND.**

**R**aymon Grace takes this approach even further. His pamphlet “*Techniques that work for me: A mini-course in management of energy for improving your life*” is a stripped-down version of Joey's approach. I'm reliably informed that its also worth buying merely for the picture of Raymon in his cowboy hat, enabling you to lose yourself in his soulful eyes...

What you get is 30 pages of A4 which – if you're in the right space – is the best way I can think of spending £9.95. The notion of asking is central. Raymon takes 13 dowsing situations, and works his extraordinarily simple magic :

“*...I simply asked the dowsing system, powers that be (or whatever you prefer) to either have them removed or transformed into something beneficial...*”

“*...So far it has been a simple matter to remove them just by asking the Spirit Doctors to come and get them ...*”

“*...This one is about as simple as it gets...*”

“*... All I do is ask for permission ...*”

If you want more pages for your money then Raymon's “*The Future is Yours: Do something about it!*”, provides stories and background on the development of his work and techniques. Raymon sums up the book's approach as follows “*...the bottom line is this. If you can relax you body and mind enough to focus your thoughts, and use vivid visualisation, you can perform miracles.*” Easy. Isn't it. Then why don't you do it? Just buy the book and get on with it.

Sometimes Raymon gets really technical. With some tricky problems, Raymon doesn't always go straight for the solution, but first scrambles the existing situation/frequency, and then fixes the problem. I hope you're keeping up.

### **ALL YOU'VE GOT TO DO IS ASK.**

Which brings me to the subject of our forgotten English Magus, whose very name encapsulates all that is written above. His first name was Arthur, the once and future king. His surname was a combination of Asking, and knowing that that Asking was the Key, for as John Barth said, the Key to the Treasure is the Treasure. And after the request was granted he did not forget to give thanks.

Arthur Askey. Ay-Thang-Yew !

Whilst the BSD is always interested in relevant books for review, there is no truth in the following rumour...“that hardbacks should be accompanied by a cheque made payable to “Ced Jackson” according to the following tariff: i) totally sycophantic review £250 ii) “Almost as good as a Dudley Wheeler joke” £100 iii) No listing: £5 Argos Voucher.” I hope this ‘rumour’ made you laugh as much as it did me – Ed.

## **SPECIAL OFFERS AT THE BSD BOOKSHOP**

The books in this review are available from the BSD on special offer while stocks last.

Joey Korn *Dowsing A Path To Enlightenment*  
usual price £8.00 **Offer price £7.00** plus £1.00 p&p

Raymon Grace *Techniques That Work for Me*  
usual price £9.95 **Offer price £9.00** plus £1.00 p&p  
Raymon Grace *The Future is Yours Do Something About It*  
usual price £12.99 **Offer price £12.00** plus £1.00 p&p.  
Telephone 01684 576969 to order by credit card.



## Obituary

### Elizabeth Sullivan

It is very sad to record the passing of Elizabeth Sullivan an extremely accurate and well-known dowser.

Elizabeth's early dowsing skills were used to find water for new wells on the estate of Benton Castle in Wales. She surprised the contractors who bored the holes, with her accuracy on the exact depth of the underground water. It was in the early 1960s that Elizabeth and her husband Jack renovated the dilapidated compact Norman castle. Elizabeth later dowsed the partial reconstruction of a ruined tower and was told by the Welsh stonemason who specialized in castles that she had identified several features correctly including the configuration of the spiral staircase.

In 1986 Elizabeth discovered that she could map dowse and the following year was invited, through the BSD, to track down the remains of a murdered girl, to aid a police enquiry. A description of events and the fact that the grave Elizabeth discovered still needs to be excavated, is recorded by her in volume 40, No. 280, p8, of *Dowsing Today*.

Black lines and unsettled spirits were also map dowsed by Elizabeth over a 700 mile distance on my family's property in France. We confirmed her findings using rods and earthed the negative energy following her advice. Later, with Elizabeth at Benton, we settled the spirits.

In the early 1990s, Elizabeth dowsed the location and had constructed, a replica of the Labyrinth in Chartres Cathedral on the ground by the castle. It took five years to dowse the position of each stone; it also included two outer stone circles. Elizabeth called it her 'Stone Machine' and hoped that it would be an aid to healing the sight in her eye. On their visit in 1996, Sig Lonegren and Patrick MacManaway analysed that Elizabeth had dowsed the Labyrinth's orientation to the Winter Solstice sunset with

amazing accuracy. The subsequent arrival of a dome of water underneath it, and the attraction of new energy lines to it, are recorded elsewhere. Over the past ten years we have all been surprised at the complexity of this new megalithic monument and have also realised the importance of keeping it pure, as it has some very powerful properties. This led to the award of the Pogson Cup "for the greatest act in dowsing" to Elizabeth in the year 2000. It has been a great privilege to have known and dowsed with my cousin Elizabeth, who will be sadly missed by many people.

*Sheena Bourn*

What a loss! But what a LIFE! A brilliant cook who loved entertaining; a gifted artist and garden designer with impeccable taste and most of all a truly generous soul who unstintingly gave of her time and vast knowledge. I am just one of many who will sorely miss her. We had such a lot of fun tracking stolen dogs to Europe. Most interesting to me was to track the cat stealers (furs for Germany) and their operating places, and especially how my cats (who are smart) managed to make it home over 20 miles of rough terrain.

Undoubtedly the most important work Elizabeth did, a mammoth task by any standard, was the building of the labyrinth. We spent hours figuring it out, finding the correct positions of information to go in the 'filing cabinet'. From my experiences at Gors Fawr, I was able to help place and kick start the essential adjuncts to all stone circles, improving results from walking the labyrinth. I just hope and pray that Elizabeth's lasting legacy will be that this wondrous machine will be suitably cherished and used for the good of our earth and all its inhabitants for a long time to come.

*Joy Austin*

## Correspondence

### Letters to the Editor

#### Reference "ROMAN ROADS WITH 'EXTRA' DITCHES"

Michael Guest, in his excellent article under 'the Archaeological Group' section of *DT Vol.40, No.288, June 2005*, made (with some surprise) mention on p.20 of 'a second set of ditches', when dowsing a section of Ryknild Street Roman road.

My wife and I have spent some time tracing by dowsing and observation a network of 'lost' Roman Roads in SE Cumbria, and elsewhere. I am happy to tell Michael that in our experience *all* Military Roman Roads we have come across display this same, outer pair of ditches, running parallel to the bigger drainage ones immediately either side of the *agger*.

Regardless of the width of the actual road itself, these outer ditches *always* occur at a distance of 8.43 metres beyond the nearest roadside *fosse*. They were dug both above and below Roman roads following contours too, so have nothing to do with drainage. They appear to be marking the

outer limits of areas that were kept clear of vegetation in order to remove cover for would-be ambushers.

When dowsing ancient routes, we actually use their presence (or otherwise) to determine whether or not we have found a specifically *military* Roman Road, and have taken to calling them, for obvious reasons, 'Berm Ditches'. We have found still-visible ones in several places, notably beside a minor road forking off the A65(T) at Goat Gap on Clapham Common, 4 kilometres SE of Ingleton in Yorkshire [SD 372470]. The northern berm ditch here may be seen cutting through the turf, presently in the order of 2 feet wide and about 18 inches deep. But we have twice seen aerial photographs of other Roman Roads where the same configuration is recognizable.

So yes, if other archaeological dowsers care to try around *known* Roman Roads (for practice purposes), they should find traces of berm ditches at about 12½ ordinary paces (if similar to mine on rough ground) out beyond the main roadside ones, on both sides.

Thank you, Michael Guest, for reminding me of the feature – it is not one often mentioned in print, even in specialist books, yet such berm ditches appear to have been standard procedure in Roman military road construction.

*Jim Andrews*



**Roman Road Berm Ditches at Goat Gap, Yorkshire. Note the main roadside fosse (bottom, left of centre), and the left-hand Berm Ditch (far left), stretching away, parallel to the road. The right-hand (southern) berm ditch is nowadays less obvious.**



# The Water Divining Group

## OF THE BRITISH SOCIETY OF DOWSERS

### IN THIS SECTION...

NORTH YORKS FIELD TRIP PROVES BOTH ENJOYABLE  
AND INSTRUCTIVE *Peter Doye*  
AN "EXCITING" WEEKEND *Peter Taylor*  
SPIRIT OF ADVENTURE *David Dixon*

page 20  
page 20  
page 21

## NORTH YORKS FIELD TRIP PROVES BOTH ENJOYABLE AND INSTRUCTIVE *Peter Doye*

Despite North Yorks hitting the national headlines after flash flooding on the Sunday, the joint Archaeology/Water Divining Groups' field trip to the Dales, turned out to be a most enjoyable, interesting and instructive weekend.

Its success owed much to the painstaking, preparatory work put in by Eleanor Burke (not least arranging access to sites), and to the brilliant and warm hospitality provided by her and her husband David, including an excellent dinner for all on the Saturday night at their Wassick House Farm, Langthorne, also the centre of operations.

### LEARNING FROM EACH OTHER

Once out in the field, the combined Groups soon broke up into smaller sub-groups when there were wide localities to be covered, but what struck me was how members from the two main Groups

gelled and worked together, exchanging initial observations and findings and learning much from each other, as I certainly did.

Given the paucity of feedback to date, I am pleased to present Peter Taylor's report on the weekend to which I have made a few, minor alterations. Peter is an accomplished dowser, specialising in finding water in particular, but extending also to map dowsing for precious metals and oil and gas, overseas as well as in the British Isles.

As well as being interesting in itself, I hope that Peter's report will give other participants on the trip something against which to compare some of their own findings. A further WDG field trip, again inspired by Eleanor Burke who has Warwicks as well

as Yorkshire connections, is planned for Saturday, September 24th in the Ettington area, some six miles southeast of Stratford-upon-Avon. Details are to be found on p27 of this issue.



(Left to right) Geoff Crockford, Shirley Crockford, Marcus Bishop, Bridgit Neal, Peter Doye, Nigel Hughes, Peter Taylor, Rob Clements, Rowan Thompson, Peter Golding, Sue Brown, Graeme Ferguson, Beth Kydd, Eleanor Burke, Steph Lyons, Jane Stone, David Dixon, John Wombell, Alan Neal

## AN "EXCITING" WEEKEND *Peter Taylor*

As well as greatly appreciating David and Eleanor Burke's kind hospitality over the weekend of June 18 and 19, I personally found there was so much exciting archaeology and water sources that really we could have spent a whole day dedicated to each of the locations that we went to.

On the Saturday morning we visited the Manor House and grounds at Hackforth. There were signs of former buildings in several areas of the farm. Regarding wells on the property, I picked up two inside the front end of the manor, within the building. The first well I dowsed to be 4ft below ground, extending to 11ft, carrying 4 gallons per minute with a pH of 6.8. The second well I found to be 5ft

down extending to 16ft, with a flow rate of 6 gallons per minute, pH6.8.

I also found two further wells away from the manor in the field close to the road, one of which was obvious as it had a cover over it. The second one was in the corner of the field next to the allotment. The second well had the greater flow of the two. I was unable to find a monastery on the site, but I did pick up a chapel.

In the afternoon we visited Hornby, and at Hornby Castle I located one underground tunnel at the rear of the castle that headed in the direction of a small monastery chapel. The tunnel was about 16ft deep, extending to 21ft and approximately 3.5ft to 4ft wide. There was

also a flow of water going through the castle, through the courtyard into the building. I believe that the water would have been raised inside the building as a well, although I was unable to confirm this as we were not allowed access to that part. I did not have time to check for Roman roads through this site.

Down in the village, the parish church of St Mary's, I believe, was built in various stages over many centuries. Towards the centre of the existing church, there appeared to have been a church there dating back to 912 years ago. Further alterations took place at 590 years, 550 years and 450 years ago. This was as far as I was able to go within the time allowed.



# The Water Divining Group

OF THE BRITISH SOCIETY OF DOWSERS

## DOWNHOLME AND ULSHAW BRIDGE

On the Sunday morning at the Manor House at Downholme village, I did not look for former buildings, but on the water side I found several flow aquas passing on an angle towards a gardens boundary wall, beyond which lay a field (as shown in the accompanying picture). The first was at a depth 7ft extending to 12ft, with a water flow rate of 2 gallons a minute; the second potential spring was at 7ft extending to 9ft, with a flow rate of 6 gallons per minute, the pH on both being around 7.0. The third spring, again going across on an angle, was at 43ft extending down to 49ft deep, flow rate of 7 gallons per minute and pH 6.9. The fourth spring, which was located by Peter Golding, and which I was then asked by him to check out, was running in a different direction. It was at 39ft extending to 46ft, flow rate of 3 gallons per minute, with a pH of 6.3 which would be too acidic.

With regards to the Old Hall, down from the Manor House and across the main road beyond the village pub, the small chapel there I do not think extended back to Roman times, but I did dowse that there had been a place for baptising children. I picked up no bad feelings, indeed there seemed to be rather a good feeling about the place. I

was unable to locate any bodies buried beneath the floor, although others said that they could.

On the same site, at the rear of the pub where we had lunch, I did pick up what I believed to be a Roman building, possibly of some fortifications, measuring 10 yards by 15 yards. I found two entrances to this, my dating being 1,815 years ago. At that time, there was a stream running along the side of the construction, but it appeared no longer to be there now.

At Ulshaw Bridge, on the River Ure, I was able to find nearby on the river one large dock that would have been used for loading lead ore and transportation by river. The large dock was large enough to fit two boats in. It appeared to have been used by the Romans during the final stages of their occupation and continued to be used by their

successors. Initially I located and marked out the large dock, Geoff Crawford then confirmed my findings. There also appeared to have been a smaller dock, which was used solely by the Romans, possibly dating back to 1,800 years ago.

In conclusion, I would say that I thoroughly enjoyed the experience of working with other dowsers, though left feeling a little sad that due to insufficient time, we were not able to complete everything on the itinerary.



*Peter Taylor relays his findings to an attentive audience in the Downholme Manor House grounds*

## SPIRIT OF ADVENTURE David Dixon

### "The Spirit of Adventure – Winston Churchill Travelling Scholarships"

**A** most interesting opportunity has arisen for our members. The year 2006 categories for the award of Winston Churchill Travelling Scholarships include a section for water workers. Applications are invited "from all those concerned with the supply of fresh water..."

Candidates must be British citizens, resident in the UK and have individual projects they want to undertake overseas in their category. "If selected, you will be expected to make your own plans and arrangements to carry out your

project and achieve your objectives. The Fellowship does NOT cover the attendance of courses, academic studies..." that is, it's for real work on the ground.

For a period of between four and eight weeks (minimum four), you could go and monitor progress with the Village Water project in the Western Province of Zambia, a large area the size of Great Britain, and help plan our programme for year 2007 – all at the expense of the Winston Churchill Memorial Trust. There are no age limits, neither upper nor lower. The Fellowship grant covers return air fares, daily living costs, travel within the countries being visited and, in exceptional

cases some assistance with home expenses. A driving licence would be useful and a spirit of adventure essential. Members of the BSD Village Water Steering Group could help you with a brief for your application and, if successful, prepare you for the visit and arrange the hosting, itinerary and transport within Zambia.

Applications for these 2006 awards must be made by 20 October 2005 and the forms can be obtained on-line at [www.wcmt.org.uk](http://www.wcmt.org.uk) or by writing and sending a SAE to The Winston Churchill Memorial Trust, 15 Queen's Gate Terrace, London SW7 5PR, telephone 020 7584 9315. Good luck!



# The Archaeology Group

OF THE BRITISH SOCIETY OF DOWSERS

## IN THIS SECTION...

FIELD TRIP TO LODGE PARK <i>Sue Brown</i>	page 22
RECENT ADVANCES IN SHALLOW GEOPHYSICS <i>Sue Brown</i>	page 23
ARCHAEOLOGICAL DITTY <i>John Baker</i>	page 23

## FIELD TRIP TO LODGE PARK Sue Brown

### SHERBORNE PARK ESTATE, 17 APRIL 2005

The 115 ha. Park is a rare survivor of a 17th century deer chase, complete with a lodge or grandstand, deer course and park. This was created by John 'Crump' Dutton in 1634, inspired by his passion for gambling and banqueting. His guests would place bets on whether the dogs would catch the deer, released at one end of a mile long course, before they reached the grandstand at the other end of the course.

No significant changes took place in the park from the 1750's to the 1950's and the original area of park survives, along with the course and the Lodge, which has recently been restored by the National Trust.

Who designed Lodge Park remained a mystery for over three hundred years, until a garden historian in the Ashmoleum Museum in Oxford discovered a plan for

the park by Charles Bridgeman, Royal Gardener to George II, dated 1729, in the 1990's. Bridgeman's plan shows an elaborate, formal parkland layout surrounding the Lodge or grandstand, possibly specifically designed to manage deer.

The aim of the day was to see if evidence of the features shown in Bridgeman's plan could be detected by map or site dowsing. The dowsers WOULD NOT SEE the Bridgeman plan until they had finished dowsing. This would help to confirm how much of Bridgeman's scheme was originally carried out and help the NT in planning the restoration of the park. A detailed physical survey is being undertaken at this time and in the next few months NT archaeologists will produce follow up surveys, which will establish the accuracy of the dowsing surveys.

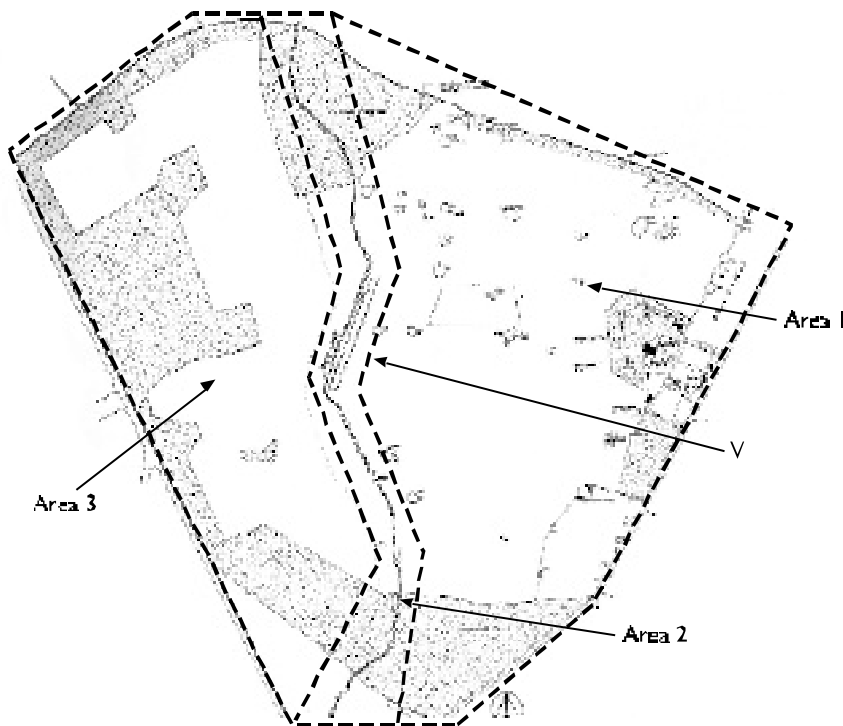
David Thackray, Head of NT Archaeology and Mike Calnan, Head of

NT Gardens and Parks, welcomed us. They are both good dowsers. Also present were Marcus Rouse, Jill Maguire, Peter Golding, Ted and Jane Fawcett, Peter Ewence, Geoff Crockford, Tony Buckley and Sue Brown.

The map shows three areas of potential interest: Area 1, includes the main Lodge, and the immediate area of historic Parkland with a burial mound and other features; Area 2, the bottom of the valley with a stream and possible canal features; Area 3, woodland belts and possible enclosures.

In Area 1, dowsers found evidence of a viewing platform with bastions at the western end of the main avenue and one dowser found that it was designed to enable a view towards the Neolithic long barrow. Dowsers also discovered a circular feature within the avenue, possibly former wood henges or dwellings. Another, larger circular ditch feature was found with the existing Lodge at its centre. This is unlikely to have been a Haha ditch and is more likely to be an earlier settlement enclosure, though this remains to be seen. Located around the circular enclosure were signals of at least five round features showing strong signals of fire and nearby; within the copse, were signals of two 'necessary houses' or 18c toilets.

The National Trust has planted two avenues, but dowsers found that the avenues were too close together from the central axis, that each avenue contained two rows of trees and that the trees were originally planted much further apart. There were also avenues of trees at rightangles to the main one, and some other features not far from the viewing platforms. It appeared that there may have been other activity in this area contemporary with the burial mound, but it would need another visit to explore this. Peter Ewence reported evidence of two square structures at the Lodge end of the main avenue, both possibly with





# The Archaeology Group

OF THE BRITISH SOCIETY OF DOWSERS

internal staircases.

In Area 2 there had been much activity. The canal area had been used for fishponds in medieval times and the river had had various mills on its banks, with associated sluices. It seemed also that there had been some sculptures and possibly a grotto enhancing the walks by the river in the earlier garden layout.

Although we did not have time to investigate Area 3, which perhaps can be tackled on another occasion, we had a fruitful day overall. The final collation of the dowsed features have yet to be mapped in relation to the Bridgman plan.

We were delighted to learn that the National Trust has commissioned other dowsers to survey their properties and produce reports of their work. Peter

Ewence in Worcestershire has worked on 2 sites, another dowsing in Warwickshire and Laurie Booth in Sussex (see separate article).

Our thanks go to Mike Calnan and David Thackray for a fascinating day, and giving us the opportunity to demonstrate that dowsing can assist archaeologists with their research.

Sue Brown [suaugur.brown@virgin.net](mailto:suaugur.brown@virgin.net)

## RECENT ADVANCES IN SHALLOW GEOPHYSICS Sue Brown

### – INCLUDING A LECTURE ON ARCHAEOLOGICAL DOWSING

*A meeting of the Environmental & Industrial Geophysics Group, May 26 2005, at the British Geological Survey*

There were 15 presentations at this meeting, which were given by post-graduate students from various universities. Detecting archaeology and subsurface features occupied the last four lectures with *Dowsing Magic or Science?* by John Greenwood, of Nottingham Trent University taking the final slot. John Greenwood had agreed to the publication of a similar lecture in the June 2005 edition of *Dowsing Today* (previously published in *Ground Engineering*, vol 34 No 1, pp26-27, Jan 2001)

Over lunch I met John Greenwood and two of his PhD students, who were both able to dowse: Jo who learnt to dowse as a child and Ken O'Hara Dhand, who gave a paper in the afternoon on "*Electro-Kinetic Phenomena as a shallow Ground Investigation Tool*". Ken had previously been a lecturer at ICL and was interested in understanding the mechanism of dowsing.

Martin van der Rijst, from Holland

was there too. His lecture was entitled "*Tracer, a new Detection Technique for Subsurface Features*." The process was explained thus. "*The presence of pipes, cables and other subsurface features give rise to a small disturbance in the natural charge distribution at the surface of the earth. Tracer uses a special non-contacting sensor, which is capable of measuring this anomaly at high-speed precision (>25,000 measurements/second at 16 bits resolution)*." Martin van der Rijst showed an example of his work detecting water pipes in Tokyo. This equipment seemed to imitate the dowsing process, and it was interesting to hear that Martin worked closely with a colleague, who often used dowsing before starting work with their expensive equipment! Rather like archaeologists who dowse to find where they should place their geophysical survey or their excavation trenches.

The lectures on detecting archaeological features described the use of geophysical equipment, such as magnetic gradiometer, electromagnetic survey, electrical resistance mapping and electrical resistivity tomography. The equipment depends on its success on the dry/wet conditions prevalent at the time.

(Perhaps this ties in with the idea that some water diviners work better with wet hands or if they drink a lot of water before starting work.)

Several points became clear during the day.

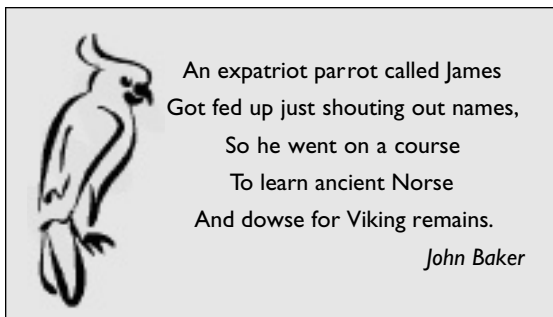
1. An enormous amount of effort and very expensive equipment is used to discover incredible details about underground

geology and subsurface features.

2. If it could be demonstrated that dowsing could answer these questions faster and at a fraction of the cost, would that not be preferable?

The answer to this question is that in this subsurface field (water, geology or archaeology), dowsers first have to produce totally validated surveys that are accepted by professionals. The latter are committed to their own existing system. Their jobs and therefore their livelihoods are dependant on it. So it would be good if dowsing could be included in the curriculum of every university that teaches geology, hydrology, human and environmental sciences or the built environment, then students can experience for themselves the comparative merits of a pair of dowsing rods (or their intuition) to the alternative expensive equipment. It may be that at future meetings of the EIGG, we see more dowsing on the agenda.

Some members of the ADG are making a film about their dowsing work on two archaeological sites and it would be good to see the work of water and mineral diviners recorded (like the Roy Talbot video), which demonstrates the efficacy of the dowsing tool. Producing visual records of dowsing work will show clearly to archaeological groups and students, how they too can include dowsing in their toolbox, in order to understand underground features. So any budding film producers out there we'd like to hear you!



An expatriot parrot called James  
Got fed up just shouting out names,  
So he went on a course  
To learn ancient Norse  
And dowse for Viking remains.

John Baker

# Health & Healing

## Special Interest Group

IN THIS SECTION...

DOES DOWSING HAVE THE ANSWER TO FOOD INTOLERANCE AND ALLERGIES? *Chris Johnson*  
 ALL IN A DAY'S WORK *Val Johnson*

page 24  
 page 25

### DOES DOWSING HAVE THE ANSWER TO FOOD INTOLERANCE AND ALLERGIES? *Chris Johnson*

#### DOWSING FOR HEALTH

To dowse is to search for that which is hidden from view. Many of you may be familiar with dowsing with the use of 'divining rods' to search for underground water sources. Dowsing for health, with a crystal pendulum, is based on the same principle; it is a technique used to locate the underlying cause of bodily or emotional imbalance that lead to ailments and physical reactions such as allergies or disease.

Dowsing for health in this way, is extremely simple and effective. No one knows why it works and scientific research cannot prove how it works but we know from experience that it does.

#### YOU ARE WHAT YOU EAT

For many years I suffered from rough, dry skin on the joints of my hands and feet. I was prescribed cream for eczema by my GP but it made little difference. I learnt from a friend about a dowser who had helped her with a similar concern and, with some scepticism, decided to book an appointment. The dowser identified that the root cause of the dry skin was food intolerance, caused by stress. With the cause identified, I went on a strict diet. Within three months the problems had disappeared. Cutting out certain dairy products and dry food goods, not only made a huge difference to this ailment, but I felt more energetic.

#### THE ROOT OF THE PROBLEM

Being able to help diagnose, through dowsing, the root of food intolerance is most effective when it is understood what causes unfavourable responses in the body. Often, intolerance stems from stress at some point in a person's life. A stressful period or event contributes to a breakdown of the body's ability to reject toxins and assist the development of

healthy living. Incidents in life can affect how you behave and react to current and future events and in turn affect well being. Dowsing looks for the root cause of stress, together with an analysis of diet, leading to a removal of the problem.

Stress is released by using a unique but well established system of holding the dowsing tool, in my case the pendulum, over a developed set of 'emotion' words. The pendulum reacts to these words such as happiness, anxiety, guilt and panic and

swings in a negative or positive direction according to the feelings of the patient which may relate to different stages of their lives. The words identified as being negative are spoken aloud by the patient. At first, the voice often trembles but as the words are repeated, the

voice becomes more controlled. This process helps the emotion suffered to be gently released. Often this leads to tears as the patient 'lets go' and feels the fading of emotion that has built up inside them for many years.

The pendulum is also used to dowse over food words, including the type of food (whether it is organic, tinned, dried, fresh etc), food types (such as starch, wheat and dairy) and food colouring. The combination of the two different sets of words is strongly linked and means that the root cause, the stress, and the food that the stress has created intolerance to, can be identified.

#### DISTANCE HEALING

For those who cannot travel to a registered professional dowser, help can be given by means of distance healing. This allows the healer, using a symbol, to channel energies to the patient to deal with the illness. Often the person

receiving the healing can feel the effects instantly, sometimes not at all, even though it is still working. It takes time, and distance healing may need to be sent several times or even on an ongoing basis over many days or months. Receiving healing in this way over a long period helps to maintain the balance of the body. Usually basic information is all that is needed, name, address etc., a current photograph is also useful. Healing can be given to a person of any age, even animals and plants can benefit.

#### BIZARRE – BUT EFFECTIVE

To some this may seem an 'off the wall' approach to dealing with allergies and intolerance. Before I ever went to see a dowser, I'd never have believed it could benefit me and would have thought the whole process a little unconventional. But still, whilst there remains little scientific understanding and it is a natural process requiring no medication, it is proven to work.

Dowsing is not a miracle cure and sometimes it takes time to be really effective. Other times the effect of a treatment can be almost immediate. It should never be a replacement for seeking the advice of a doctor but seen as a complementary therapy that allows people with food related ailments to gain a deeper understanding of the root cause and act to change their diet accordingly.

*This extract is taken from an article that appeared in "FOODSMATTER" in March 2005.*

For more information see [www.foodsmatter.com](http://www.foodsmatter.com) or Contact Chris Johnson on Tel: 01905 455138 (24hr answer service)  
 Email: [chris@empathia.co.uk](mailto:chris@empathia.co.uk)  
[www.empathia.co.uk](http://www.empathia.co.uk)

...the pendulum reacts to words such as happiness, anxiety, guilt and panic...

...helps the emotion suffered to be gently released...

# Health & Healing

## Special Interest Group

### ALL IN A DAY'S WORK *Val Johnson*

I was recently asked to help a young family who were having problems getting their little son to sleep. Since his birth just over twelve months ago, they have not had one full night's sleep and this has obviously been very wearing to all concerned. Their other child who is a little older has no problem sleeping.

I went over to the house which has been extensively extended and dowsed for the effects of underground water, pipes, Geopathic stress, electricity, beams, negative energies etc..

My first finding was that a radiation line ran in the direction towards the front door and through the house. This I felt was caused by an electrical force in the area opposite the house at a distance of between 1/4 and 1/2 mile away. However when questioned the family were not aware of any pylons/sub stations or

mobile phone masts in this location.

Upon entering the master bedroom where the little boy's cot is situated, I found a large TV left on stand-by, baby alarm, clock radios, telephone and a plug-in vaporiser to help his respiratory system. These electrical appliances were positioned very near to or under the cot and were having a detrimental affect on his sleep.

There was also a beam above the cot and the radiation running into the house also affected the room, both were negative.

I recommended that the cot be re-positioned but this was not possible so I suggested the crystal Hematite be placed under the cot to facilitate balancing of the yin-yang energies and help him to settle.

To combat negative energy from all

the electrical equipment, I suggested placing the wavy line symbol under each appliance and that Rose Quartz crystals be placed in the four corners of the house, but to wait until further alterations have been carried out.

Before I could write with my recommendations, the Mother informed me that she had purchased the Hematite stone placed it under the cot and that her Son had only woken once during the night. Since then he has slept much more soundly and everyone is feeling less tired and jaded.

Every parent knows how difficult it can be when a child is deprived of sleep and the long term effects on family life and this is one case with a happy ending.

For confidentiality reasons no names have been used but permission was sought from the family.

## From the Office

### Council News

**A**s I write this, we have just completed the usual quarterly meetings on 16/17 July.

The Education Sub-Committee have done more work revising the curriculum content in the light of experience this year and are developing resource packs and other supporting materials for our Registered Tutors. Very encouraging feedback has been received from those attending courses this year. Applications to join the Register were accepted from three new Tutors.

The Festival Sub-Committee was pleased to learn that this year's event is now almost fully booked and final arrangements are in hand for what should be a most enjoyable and informative event.

The Executive Sub-Committee, in addition to the usual finance and general policy matters, focussed on the current efforts to bring the Society to the notice of non-member dowsers in addition to other interested members of the general public. The drive to increase our membership is a very real priority.

The Council meeting, discussed and agreed all the recommendations put forward by the Sub-Committees and heard up to date reports from the Special Interest Groups. All the new financial systems are working well. The revised format of *Dowsing Today* had been well received with many

appreciative remarks from members. Applications for four members to join the Register of Professional Dowsers were approved, as were applications for 55 members to join the Society.

#### NEW MEMBERS

Council extends a warm welcome to the following new members: Lorna Abbey, Audrey Badham, Lynne Ballard, Leslie Banks, Joy Barrett, Harry Beyer, Andrea Blair, Barrie and Heather Bray, Naomi Brotherton, Neil Cattermull, Paul Chant, Rachel Chew, Nick Costello, Peter Curtis, Belinda Dimmock, Robin Duffin, Cynthia Garraway Smith, David and Barbara Haines, Colin Hammond, Janet Hardy, Sue Holmes, Hee Chul Kang, Ho Geun Kwon, Mary Lane, Clare Leaper, Christine Lee, Jong Eui Lee, Jacky Lewers, Charles Marwood, Colin McDermott, Rosemary McGruther, Tony Mills, Kam Cheung, Stephen Nicklas, Penelope Ostler Williams, Caroline Thurso Pratt, Edward Raw, John Reed, Avril Rothwell, Jane Spill, Michael Stenson, Elizabeth Stevenson, Greg Storozuk, Sandy Summers, Graham and Rhona Taylor, Maurice Thompson, Arthur Train, Judy Walker, Daniella Warner, Patrick Warren, Avril Weeks, Mirjam Wigman, Julia Wilson and Linda Wilson.

## Office News

The work continues in the Office to deal with all the routine work as well as the increasing number of contacts from members and the general public. Our evolving shop window is attracting much interest from passers by. Our online shop is bringing in increasing business from all over the world. The Library/Archive is still some way from being in a useable state but work continues whenever possible. Readers may recall that in the March edition, I wrote an article about forming new Affiliated Local Groups. We are

all delighted that so far four new groups have been formed: The Thames Valley Dowsing Group, East Anglian Dowzers (who collected £120 for Village Water at their first meeting) plus groups, as yet unnamed in Hampshire and South Yorkshire. Congratulations and welcome to these new groups. Another member, Kate Moloney, would like to form a new group in Sheffield. Would anyone interested please email Kate on: kate.moloney@btinternet.com

*John, Helen, Sylvia, Liz*

## Local Affiliated Groups – Programme of Events

### BRISTOL DOWSERS

**11 Sept** – Trip to Wells Cathedral  
**18 Sept** – Remote Viewing – Peter Stewart  
**16 Oct** – Visions from our Galaxy – Elaine Thompson  
**21 Oct** – Dowsing Earth's Magnetic Energies and Sacred Sites – Serena Roney-Dougal  
**18 Nov** – The Stone Circle at May Cottage – John Moss  
**20 Nov** – Inner guidance Workshop – Carol Fraser  
**16 Dec** – Dowsing in Australia and New Zealand and other things! – Nick Leach

### DEVON DOWSERS

**13 Sept** – Village Water – David Dixon  
**11 October** – Members' experiences evening  
**16 Oct** – Demonstrations at Killerton House  
**8 Nov** – Dowsing, Divining and Healing from a Christian perspective – Rev Stewart Wilson  
**29 Nov** – AGM  
**13 Dec** – Christmas Dinner

### EAST MIDLANDS DOWSERS

**9 Sept** – Aspects of dowsing- Robin Borrett  
**11 Sept** – Field Trip – Grace Glen Priory  
**11 Oct** – Field Trip – Bramcote sunken church  
**14 Oct** – Dowsing – Julian Holland

### GREATER MANCHESTER DOWSERS

**16 Sept** – Practical dowsing night  
**21 Oct** – AGM

### LONDON AND THAMESIDE DOWSERS

**24 Sept** – Three short talks on healing  
**1 Oct** – Archaeological Dowsing Workshop – John Baker  
**26 Nov** – Radionics and Healing- Neil Cattermill

### SURREY DOWSERS

**17 Sept** – Transformation through past lives – Liz Adamson  
**15 Oct** – Brain respiration energy programme – Marion Howells and Gillian Ienane

**19 Nov** – The continuing mystery of crop circles – Andy Thomas

### WEST WALES DOWSERS

**25 Sept** – Atlantian Energy Healing Devices – Neil Glasson  
**23 Oct** – Homeopathy and Bach Flower Remedies – Brian Williams

**27 Nov** – Shamanic Healing techniques – Coral Parry

### WYVERN DOWSERS

**19 Sept** – Understanding Ancient Sites – Jim Lyons  
**25 Sept** – Trip – White Sheet Hill, Mere  
**17 Oct** – Michael Glickman  
**21 Nov** – Perpetual Choirs – John Gibson Forty  
**19 Dec** – Christmas Special

We would urge Affiliated Local Groups to email us regularly with their programme details. If we don't know about it we cannot publicise your events!

## Tools, Equipment and Books available from the BSD

The following tools are available at a special price to members. This represents a saving of 7.5% off list price. Postage and packing to UK addresses and VAT is included in the quoted price. Overseas members please add 20% extra for shipping.

A separate very extensive booklist is available – if you

would like a copy please ask and we will be happy to send one by post.

In addition, a range of tools and the latest and definitive books on dowsing and related subjects are now available from the new BSD online shop where you can pay securely by credit card.

Aurameter . . . . .	£85.25
Journal Binder . . . . .	£5.09
Allquest Dowsing Game . . . . .	£23.76
Dowsing Kit : Lonegren . . . . .	£23.76
Mager Rosette . . . . .	£4.57
Car Sticker . . . . .	£1.99
BSD Tie . . . . .	£5.09
No 1 Pendulum-Crystal 2.5g Small . . . . .	£4.57
No 2 Pendulum-Crystal 6.0g Med . . . . .	£5.88
No 3 Pendulum-Crystal 10.0g Large . . . . .	£6.38
No 4 Pendulum-Nickel Plated Brass . . . . .	£11.94
No 5 Pendulum-Hollow Clear Perspex . . . . .	£13.41
No 6 Pendulum-Solid Clear Perspex . . . . .	£7.31
No 7 Pendulum-Plain Waxed Wood-Carrot . . . . .	£6.93
No 8 Pendulum-Plain Waxed Wood-Turnip . . . . .	£6.93

No 9 Pendulum-Hand Crafted Polished Wood . . . . .	£12.02
No10 Pendulum-Hawthorn Polished Wood . . . . .	£9.53
No11 Pendulum-Brass Bullet Shape . . . . .	£10.18
No12 Pendulum-Nickel Plated Bullet Shape . . . . .	£11.09
Angle Rods Brass 16" . . . . .	£7.86
Angle Rods Copper 16" . . . . .	£9.80
Angle Rods Stainless Steel 6" . . . . .	£6.19
Angle Rods Stainless Steel 10" . . . . .	£6.38
Angle Rods Stainless Steel 16" . . . . .	£6.66
Rods -Joey Korn Folding -(in pouch) . . . . .	£19.42
Rods -Joey Korn Regular . . . . .	£10.18
V Rods- Nylon 16" . . . . .	£7.86
Wand - Single Flexible Rod 16" . . . . .	£7.67
Wand - Single Flexible Rod 18" . . . . .	£8.51
Wand - Single Flexible Rod 24" . . . . .	£9.44

- Telephone Orders on 01684 576969.
- Visit the Online shop at [www.britishdowsers.org](http://www.britishdowsers.org) and click on Sales.

- By post from the BSD, 2 St Ann's Rd, Malvern, Worcestershire, WR14 4RG.

# Notices



## Dowsing for Beginners

7-9 October 2005  
Launde Abbey, Leicestershire


BSD Registered Tutor: John Moss

This course covers: Tools and techniques, application of dowsing to everyday life, practical activities including the search for water, lost objects, underground features, food testing for health and earth energies.

John is an experienced dowser and former local group programme secretary and chairman.

Prices: This fully residential course costs £245 for Ensuite/single room, £215 non Ensuite/shared or non residential £180.

Please contact the Office for more details or an application form.



## Tutor Orientation Weekend

21-23 October 2005

If you already run your own courses or would like to in future, this is the course for you. It will set you on the road to be a Registered Tutor which enables you to teach the BSD Core Curriculum, provides you with discounts for publicity equipment and other benefits.

The course this year is being held at The Antrobus Hotel, Amesbury, near Stonehenge where a very dynamic and stimulating weekend awaits you.

Our Educational trainer, Kip Warr will be running the course with Tutors Patrick MacManaway and John Moss.

Price for this two night, fully residential course is £335.

For further details or an information pack, please contact the office.

## Water Divining Special Interest Group

Field day, Saturday 24 September  
Ettington, Warwickshire  
(5 Miles from Stratford on Avon)

Visiting two farms, three wells, two springs feeding field troughs, a windmill borehole and a bubbling spring!

Lunch will be at a local pub.

To Book, please contact Eleanor Burke  
01677 422276

The WDG AGM is on 26 November at Ryton Gardens



## Earth Energies Special Interest Group

Autumn Meeting and AGM

Sunday 13 November 2005

at Ryton Organic Gardens, Coventry  
9.30 am for a 10am start

## Archaeological Dowsing Group

Dowsing Big Dig 2005

at Ryton Organic Gardens, Coventry

6 November 2005 10.30am to 4.30pm

Please contact Chris Francis on  
tel: 01189 463928

£20 to BSD Members  
£35 to non members

# Advertisements

## Transform your Life and be Free

The Art of Dowsing is a key to extensive Spiritual Healing

Learn ground-breaking techniques to access your hidden Knowledge within

First workshop - Sat 12th November 2005 10-4 pm Price £ 40

Learn how to:

- Clear your Aura of negative frequencies with lasting effect.
- Restore harmony of Spirit Force
- Reconnect with your High Self and access your power within
- Make peace with your ancestors
- Rediscover your Soul purpose behind your life
- Remove outdated programs from your Akashic Records.
- Heal your past and present life memories
- Discover unique spiritual restructuring system of the body & mind

Rediscover the Truth and Fulfil your dreams

Only 23 places available so book early

Workshops with

Irenka Danielewicz- Herbert

Dip. Jack Temple, SRT - consultant, ATP - Doreen Virtue,

Light workers Academy at Newport - South Wales Tel No. 01633 669638

E-mail: irenka.Herbert@ntlworld.com

More information on request

## Advertisements



empatheia Working for better health

### Dowsing for Health Workshop

PART ONE workshops to be held in 2005

24th SEPT - 22nd OCT - 19th NOV - 10th DEC

This is very much a fun and practical day where you are encouraged to participate and learn how to dowse with a pendulum. A fascinating method of finding the root cause of illness which is simple and easy to learn.

Find the solutions to your health problems.

Held in the wonderful cathedral city of Worcester, in a calm and relaxed atmosphere

**Some of the areas we will look at**

- Ethics & Protection
- Illness caused through stress
- Food & Environmental Allergies
- Flower Remedies
- Distance Healing
- Candida

**Coming soon workshops in London**

For more information please contact Chris Johnson on  
Tel 01905 455138 (24 hour answer service)  
email [chris@empatheia.co.uk](mailto:chris@empatheia.co.uk)

Or look at our web site [www.empatheia.co.uk](http://www.empatheia.co.uk)

Chris Johnson is a registered BSD Tutor and a member of the BSD Professional Register  
Health Dowser-Reiki Master/Teacher-Spiritual Healer



empatheia Working for better health

### Healing for Health using Dowsing

Dowsing for health is used as a means of locating the root causes of illness. It especially helpful in identifying food allergies and intolerances, stress related problems and environmental sensitivities.

Let dowsing find which of the following treatments are right for you:-

- Reflexology • Vertical Reflexology
- Reiki • Distance healing • Stress release

**Available for telephone consultations**

**Other therapies available**

- Sick houses • Sick Business and premises
- Pranayama Yoga • Hopi Ear Candling

For more information please contact Val Johnson  
Tel 01905 455138 (24 hour answer service)  
email [val@empatheia.co.uk](mailto:val@empatheia.co.uk)

Or look at our web site [www.empatheia.co.uk](http://www.empatheia.co.uk)

Val Johnson TCCAR BRCP APBP  
is a member of the BSD Professional Register  
Health Dowser-Reflexologist-Reiki Master/Teacher-  
Thermo-Auricular Therapist



## Beech Hill College Geomancy Seminars

- Design of Sacred Space 1 – Sept 20 & 21
- Earth Acupuncture – Oct 8 & 9
- Design of Sacred Space 2 – Oct 11 & 12
- Ghosts, Entities & Curses – Oct 15 & 16
- Feng Shui House and Garden Design – Oct 22 & 23
- Elementals and Nature Spirits – Oct 31 & Nov 1
- Journey Work – Nov 2 & 3
- Soul Retrieval – Nov 8 & 9
- Space Clearing – Nov 12 & 13
- Earth Acupuncture 2 – Dec 6 & 7

College is accredited with the BSD & FSS  
For details regarding

Classes & Practitioner Training  
please contact

Richard Creightmore or Julia Rocka

Beech Hill College,  
Crowborough Road, Nutley, East Sussex TN22 3HY  
Website: [beech-hill-college.com](http://beech-hill-college.com)  
Email: [info@beech-hill-college.com](mailto:info@beech-hill-college.com)

**Tel: 01825 713215**

### Last chance to book! ARCHAEOLOGICAL DOWSING WORKSHOP

Saturday 1st October 10.15am-5.30pm at the impressive  
Cressing Temple complex near Witham, Essex  
Headed by BSD registered tutor and Chairman of the  
BSD Special Interest Archaeological Group John Baker.  
This is a full day hands on workshop to try out your own dowsing  
abilities over known Romano-British and Iron Age sites.  
Numbers limited to 28 people.

Cost is £45.00 and includes morning and afternoon tea  
and a Cressing ploughmans lunch.

For application form contact John Baker, 68 Iron Mill Lane,  
Crayford, Kent DA1 4RR or Email: [mrimages@globalnet.co.uk](mailto:mrimages@globalnet.co.uk)

### Accessing your Intuition via Dowsing

With Roy & Ann Procter

**Workshops:**

**(Accredited by National Open College Network)**

**Next date: Saturday October 22nd, price £65**

“Coombe Quarry”, Keinton Mandeville, Nr Somerton,  
Somerset TA11 6DQ

Tel. 01458 223215 Fax. 01458 224234

For details see:

<http://dSPACE.dial.pipex.com/procter>